

EXHIBIT 4

EXHIBIT 4



Graduation Rate Improvement Plan

Submitted to:

State Public Charter School Authority

By:

Nevada Connections Academy
Board of Directors¹

May 16, 2016

¹The final version of this plan is on the NCA Board's agenda for review and possible approval on May 17, 2016. NCA will update the Authority with respect to the action the NCA Board takes on this version of the plan.

Table of Contents

1.	Executive Summary	1
2.	2015-16 School Year Improvements	2
2.1	Internal & External Data Validation.....	2
2.2	Credit Retrieval Courses for Credit Deficient Students	4
2.3	Summer School	5
2.4	Earlier and Increased Intervention	6
2.5	2015-16 Curricular, Education Management System, and Actionable Feedback Revisions	9
2.6	2015-16 Professional Development	10
2.7	2015-16 Learning Coach Support	12
3.	2016-17 School Improvement Plan.....	14
3.1	Internal & External Data Validation.....	14
3.2	Freshman Focus/Senior Success	15
3.3	Every Student Succeeds Academy Program and Plan	15
3.4	Curricular Changes	16
3.5	Professional Development	18
3.6	Board Governance Training.....	20
3.7	Staff and Placement Decisions	20
3.8	Face-to-Face Support	21
3.9	2016-17 Learning Coach Support.....	21
4.	2017- 18 and Beyond	22
5.	Conclusion	25
	Appendix A: History and Accomplishments	
	Appendix B: NCA’s Federal Four-Year Adjusted Cohort Graduation Rate (2015) Calculated Under NCLB	
	Appendix C: NCA’s Anticipated Four-Year Adjusted Graduation Rate (2016)	
	Appendix D: Policy Recommendations – Application of Existing Law and Potential Regulatory Changes	

List of Figures

Figure 1.	Credits and Final Grade Report Data View	9
Figure 2.	Professional Development Topics in 2015-16	12

1. Executive Summary

The Board of Directors of Nevada Connections Academy (NCA) has taken steps to improve its cohort graduation rate. Specifically, the Board has put in place a set of policies, programs, and interventions (detailed in this plan) starting in the fall of 2015 to significantly improve the four-year cohort graduation rate for the 2015-16 cohort and beyond. The NCA Board also recognizes that graduation rate is one metric among many metrics that need to be examined in order to determine an accurate picture of school performance (See Appendix A).

The Nevada State Public Charter School Authority (the Authority) shared its concerns about NCA's graduation rate at the March 2016 Authority Board meeting and specifically expressed its desire that NCA would work with Authority Staff to develop a comprehensive plan to raise NCA's four-year cohort graduation rate.

In response to the direction received from the Authority during the March Authority meeting, the NCA Board, school leadership, and Authority Staff have held several meetings to discuss improving the NCA four-year cohort graduation rate while continuing to serve a significant population of credit-deficient high school students and helping all NCA students to academically succeed. For the 2015 graduation cohort (334 students), 143 (42.8%) were two or more credits behind when they enrolled; 56 (16.8%) were more than six credits behind when they enrolled. More information is provided in Appendix B. The plan detailed herein is the result of the collaboration between the NCA team and Authority Staff.

This plan builds on the school performance initiatives previously adopted by the NCA Board for implementation during the 2015-2016 school year. Based on current indicators, the NCA Board believes that the programs put in place during the 2015-16 school year will result in a measurable improvement in the graduation rate of the 2015-16 cohort, and thus will provide a solid base upon which to build the further improvements expected from this plan:

- The projected graduation rate for 2016 reflects a significant increase over the prior year.
- The percentage of anticipated graduates that entered behind in credits is 14.2% of the graduates compared to 10.1% for the 2015 graduates. This is an indication that NCA is doing a better job at helping students that enter credit deficient to graduate on-time for the 2015-16 school year.
- When comparing the 2016 anticipated cohort with the 2015 cohort, the percentage of students who enrolled two or more credits behind and the percentage that enrolled six or more credits behind were significantly higher in 2016. Despite having a slightly more challenging population of students this year, the projected graduation rate shows an increase, an indication that the steps taken to improve the graduation rate are showing results (See Appendix C for more details).

The NCA Board thanks the Authority Board and Staff for its collaboration in developing this plan and for its assistance in helping NCA address the four-year cohort graduation rate issue. The NCA Board believes that this plan demonstrates challenging yet achievable goals for improving the four-year cohort graduation rate.

2. 2015-16 School Year Improvements

NCA implemented significant changes during the 2015-16 school year to improve graduation rate. The changes started with a cohort analysis (described in Appendix B) that detailed every student in the 2015-16 four-year cohort with regards to their credit status. As proper academic placement and tracking within a robust, credit earning and recovery program is the foundation for success, credit deficient students were assigned programs, support, and interventions, depending on their credit status (on-track, two or fewer credits deficient, two to six credits deficient, etc), tailored to their individual needs to help them earn a high school diploma. The level of support and type of intervention is based on student need and changes as the student progresses through the program.

We have begun to see success in these improvements and implementations; for example, of all Credit Recovery courses attempted, approximately 80% were passed. Additionally, we anticipate that the 2016 four-year cohort graduation rate calculated under No Child Left Behind (NCLB) that will result from these efforts will increase at least 10% over the 2015 performance (details are included in Appendix C). The following section details the full scope of the supports and interventions implemented during the 2015-16 school year.

2.1 Internal & External Data Validation

Internal Data Validation Efforts

One of the benefits that NCA provides its students is a highly individualized approach to learning through targeted instruction, counseling, and the implementation and monitoring of individualized graduation plans. Each student in the 2015-16 graduation cohort has been individually reviewed and placed into one of three groups. Group 1 students are on track for graduation and based on performance and previous course completion and are anticipated to be counted as graduates in the 2016 cohort. Group 2 students are two to six semester-length courses behind and through remedial coursework can still potentially graduate on-time. Many of these students were credit deficient at the time of their enrollment in NCA, and through NCA's credit recovery program, they have caught up. Group 3 students are severely off cohort and are not likely to graduate on-time because they are more than six semester courses behind. Similar to Group 2 students, many of these students were credit deficient at the time of their enrollment in NCA. Students included in this group are unlikely to graduate as part of the 2016 cohort as it is not possible to graduate them and ensure that academic standards are being met. However, we are confident that with the right programming, support, and monitoring, they will graduate with a high school diploma in future years. Serving these students is an important part of NCA's mission. Because of the initiatives NCA has already implemented, progress is being made with this severely credit deficient population. One of NCA's strengths is its unique position to provide highly targeted and supportive programs which are data based and involve the participation of many school staff. Effectively harnessing that strength for the betterment of all students that NCA serves is a key focus of this plan. Appendix C provides a more detailed analysis and progress.

An important data point and influencing factor on the NCA cohort graduation rate is the high transiency of the NCA high school student population. According to the Nevada Department of Education, the transiency rate based on the 2014-2015 state report cards for NCA is 43.3% vs. the State's 26.5% and Clark County's 28.8% (see Appendix D for more details). NCA's transiency rate is significantly higher than the state and Clark County for a number of reasons. In general, virtual schools have a high transiency rate due to the various factors compelling a student to enroll in a virtual school. Many students chose NCA to solve a problem for a particular period of time such as bullying, medical issues, family situation, pregnancy, or other crisis situation or they join NCA as a "last resort" before dropping out of school. **Over 69% of the anticipated non-graduates for 2016 have been enrolled less than one year – meaning NCA has had very little time to influence their on-time graduation status and that their credit deficiencies do not reflect NCA's performance but the performance of their prior school(s).**

The Authority staff has identified as an objective for NCA to increase its efforts to identify these students and where they go after leaving NCA. As a result, the school has intensified its efforts to locate and confirm the whereabouts and programming of students who withdraw from NCA, even after being enrolled for only a short amount of time. These efforts are led by the school's reporting coordinator and use the state's reporting system, our internal Education Management System (EMS), and other sources of information as needed. A detailed, multi-step process for confirming student enrollment status and locating withdrawn students begins well before the official "validation" period in September. When needed, the school will use the services of carefully selected, experienced third party services to assist in locating students who have withdrawn and could adversely affect the cohort rate.

Ongoing communication is essential to the internal validation efforts and ultimate improvement of the NCA four-year cohort graduation rate. This includes regular tracking and research and increased internal communication about the status of each potential cohort member and his/her status upon exit and entry. Given the transiency rate of our population (referenced previously) this is particularly important. This communication also ensures that currently and newly enrolled students are not only progressing but are receiving pro-active instructional, counseling, and administrative support. We anticipate that additional tracking and data focused on these students during the 2015-16 school year will make a measureable difference in the four-year cohort graduation rate for the 2016 cohort. What is even more encouraging is that these increased data efforts are now occurring immediately after a student withdraws and will have long term impact on the graduation cohorts in future years.

External Data Validation Efforts

Based upon a recommendation by the Authority Executive Director, the NCA Board approved the identification and selection of an external evaluator at its April 2016 Board meeting. NCA seeks to engage an external evaluator by June 2016 to review both the 2015 graduation cohort and the 2016 graduation cohort. This organization (or individual) will look at not only data sources readily available through the Nevada Department of Education, but will also look at internal data to determine if it supports the conclusions regarding student body characteristics and progress that have been previously presented by the school. This resource will also be asked to address whether the graduation rate has been correctly attributed to NCA by the Nevada Department of Education, consistent with NEV. REV. STAT. ANN. § 385.347 (2016) which requires that the Authority prepare an annual report of accountability for each of the charter schools it sponsors and include information prescribed by regulation of the Nevada Department of Education including the graduation and drop out rate of pupils enrolled. NRS 385.347 mandates the dropout rate exclude pupils who provide proof of successful completion of the high school equivalency assessment, are enrolled in courses approved by the NDE as meeting the

requirements for an adult standard diploma, or withdraw from school to attend another school.² This review may identify students who were in the 2015 or perhaps in the 2016 cohort who were incorrectly categorized as dropouts in the 4-year cohort graduation rate being considered by the Authority.

The NCA Board and school leadership team anticipate many benefits of this external evaluation including verification of data, analysis of graduate and non-graduate trends, and recommendations for improvement. The specifics of selecting the third party, their timeline and deliverables, and the scope of their work are being discussed by and will be mutually agreed upon by NCA and the Authority. We are currently in the process of discussing the project's scope and deliverables with a reputable, national organization.

2.2 Credit Retrieval Courses for Credit Deficient Students

In an effort to bring credit deficient students to “on-track” status, NCA initiated a 2015-16 pilot using GradPoint™, a leading high quality credit recovery program used by more than 1,000 school districts in 45 states. In the pilot, the NCA Board purchased 100 licenses. In addition to increasing graduation rate for the 2016 cohort, this effort will provide high school students in other cohorts the opportunity to earn missing credits. During this school year, 150 students have benefitted from participating in credit recovery courses.

Currently, there is an 80% pass rate in the GradPoint Pilot program. This translates to over 200 semester credits being earned by students.

GradPoint offers a diagnostic-prescriptive virtual learning solution. The student-centered philosophy behind GradPoint's courses includes the necessary support features to facilitate and guide customized credit recovery:

- Prescriptive-diagnostic assessment and instructional sequencing tools that tailor and deliver personalized learning for every student.
- Engaging content and interactive, collaborative learning elements to re-engage at-risk students.
- Instruction, activities, and assessments that address diverse learning modalities and enable students to demonstrate content mastery in a variety of ways.
- Robust progress monitoring tools.

GradPoint's prescriptive courses provide a personalized pathway through the course based on needs, saving valuable learning time and increasing student motivation. Students take a pre-test and a post-test with every module. Based on their results, they are assigned lessons in areas in which they did not demonstrate mastery and are exempted from other lessons they have already mastered.

NCA is pleased with these results and looks forward to an even greater number of credits being earned before the end of the school year. NCA plans to increase its usage of credit recovery programs during the summer of 2016 and extend it into the 2016-17 school year and beyond.

² Also, NEV. ADMIN. CODE § 389.699(3) (2015) states, “A pupil who qualifies for a certificate of attendance must not be counted as a dropout.” A certificate of attendance is issued to a student who is over 17 and has completed the required credits to graduate, but has not passed the required proficiency exams.

2.3 Summer School

The four-year cohort graduation rate calculation includes students who complete their high school during the summer of their graduation year. Summer school provides an opportunity for many students to “catch up” and be on track for graduation. In addition, research has shown that by enrolling in academic courses in the summer months, “summer slide” is reduced and can help students achieve academically. Students in NCA’s summer school program will be closely monitored by certified teachers and counselors who will provide targeted, supplemental instruction and maintain regular contact to keep them focused on their goal of graduation. Teachers will work to ensure that students complete pre- and post-tests, progress at a pace that enables successful course completion, and participate in daily instructional and intervention activities. Summer school staff are chosen based on their familiarity with effective instructional and motivational strategies. They are focused on student success and already have relationships with many of the students, a foundation on which to build academic success. When students know that there is an adult that cares about their success, then they are more motivated to be successful.³

The NCA Board is committed to a successful summer school program and efforts were underway earlier this year to leverage the GradPoint and Connections program during the summer months. The NCA Board has dedicated \$68,000 to implementing a summer school program for the summer of 2016 for coursework. In addition, the NCA Board has dedicated staff to support this initiative including supervision and instruction by certified teachers, administrators, and counselors.

Every student in the 2015-16 cohort who does not graduate in June will be encouraged and provided support to continue their school year into the summer, whether it is realistic for them to graduate by the end of summer or not. Summer school plans were underway earlier this year, finalized and approved by the NCA Board on April 12, 2016. It is anticipated that 150 students will be enrolled in the summer of 2016. The number of anticipated enrollments includes students from Group 2, Group 3, and future cohorts who will benefit from a summer program to put them back on track to graduate with their cohort. Students who are credit deficient will take GradPoint courses. Students in Group 2, as described in Section 2.1 of this plan, who complete their summer courses will most likely graduate with their cohort.

It is important to note that not only are we taking care of the current cohort, we are looking into the future and having future cohorts take classes as well to stay on cohort or “catch up” if they’re currently off-track. Summer courses will be offered to students who are behind in their freshman, sophomore, or junior years. This will significantly help accelerate those students in ensuring their on-track graduation plans.

Based upon an analysis of the 2015 non-graduates, we anticipate that the courses most likely to be taken by students for the summer of 2016 will be English, U.S. Government, and Math (specifically Geometry). These three areas were the biggest barriers to graduation and are listed in rank order.

³ Hattie, J. (2009). *Visible Learning: A Synthesis of over 800 Meta-Analyses Relating to Achievement*. Routledge: New York, p. 72.

2.4 Earlier and Increased Intervention

NCA has implemented a systematic Response to Intervention (RTI) program to ensure all students are receiving timely and effective instructional support and that their performance is being actively monitored. As noted by RTI Action Network: A Program of the National Center for Learning Disabilities, RTI is the practice of providing quality instruction and intervention and using student learning in response to that instruction to make instructional and important educational decisions (Batsche et al., 2005)⁴. Research and reviews of the effectiveness of RTI found that it is an effective practice for both systemic (e.g., reductions in special education referrals) and student (e.g., increased reading scores) outcomes⁵.

At NCA, students who struggle with the core Math and English Language Arts curriculum are assigned appropriate instructional interventions targeted to their greatest area of need. Efforts were increased during the 2015-16 school year and are tracked on a weekly basis to ensure adequate support and monitoring is taking place. Many students require behavioral interventions to help motivate them to engage in their coursework. Part of the intervention process involves careful examination of a student's academic and behavioral record and identifying potential factors inhibiting their academic progress and perhaps influencing their decision to exit their last school. A slightly credit deficient student (or one who is on cohort) who shows weakness in math with no other risk factors will not begin with the same behavioral treatment plan that a severely credit deficient student with multiple academic or social/emotional risk factors will.

NCA has a variety of instructional resources to address academic intervention needs and uses synchronous sessions (both individual and small group) to address behavioral, social-emotional, and motivational concerns. Resources are easily accessible to students and individual plans based on student needs are created and monitored. Grade level Professional Learning Communities of teachers meet weekly and electronically communicate about student progress on a daily basis. The Student Support Team is also included when escalation is needed. Currently, approximately 70 high school students are receiving interventions in English Language Arts and 120 are receiving interventions in Math. These students require additional support and resources (described in the following sections) to ensure that they are successful in their online courses and are on-track for graduation. It is important to note that this is a fluid process as students receive interventions at the various tiers and may fluctuate between these interventions and in the regular program, depending upon their academic performance and individual student learning need.

Response to Intervention (RTI)

With this multi-tiered approach to curriculum and instruction, which ensures individual students receive the support they need, data is used throughout the school year to implement, for all students, a Response to Intervention (RTI) model. Students who may not be successful in the standard program, Tier I, receive additional support via the supplemental and alternative programs in Tier II and Tier III as detailed in the following pages.

⁴ Batsche, G., Elliott, J., Graden, J. L., Grimes, J., Kovaleski, J. F., Prasse, D., et al. (2005). *Response to intervention policy considerations and implementation*. Reston, VA: National Association of State Directors of Special Education.

⁵ Burns, M. K., Appleton, J. J., & Stehouwer, J. D. (2005). Meta-analysis of response-to-intervention research: Examining field-based and research-implemented models. *Journal of Psychoeducational Assessment*, 23, 381–394.

Students' responses to interventions are monitored, and adjustments to the type and intensity of support are made as needed. RTI efforts were increased during the 2015-16 school year to more quickly identify students who are struggling. The school began to utilize weekly PLC and Student Support Team meetings to look at student performance and behavioral data, and make programming decisions to support students who are struggling academically or are otherwise challenged. The individualized nature of NCA's program lends itself well to RTI. Through real time progress indicators, additional supports and interventions ranging from supplemental programming to targeted, synchronous instruction and even targeted counseling are assigned and monitored. Regular discussion of student progress is held between content area and specialized instructional staff, advisors, counselors, and administration. Modifications to programs are made and can be implemented quickly.

For example, NCA uses the Assessment Objective Performance Reports (AOPR), which helps teachers easily identify essential skills and standards by subject/grade level; identify how and where these essential skills and standards are assessed within the program; access and analyze real-time data to determine mastery/proficiency; incorporate data-driven decisions throughout instruction; maximize use of the instructional support programs, resources, and data; identify the need for tiered interventions for non-mastered/proficient skills and standards; and identify students' responses to the implemented interventions.

This process is further facilitated by other data from Connexus to help identify students' instructional needs that may require intervention. A teacher's Home Page shows an icon for each student indicating that interventions are needed and have been identified and provided. The teacher can use his or her professional judgment to override these indicators and log the decision and rationale within Connexus. Also, NCA has a Student Support Team (SST) and an on-going process of identifying student intervention needs; assigning those interventions; tracking their success; and escalating, if necessary, from Tier I to Tier II to ultimately Tier III (alternative placement, most of which involves the development of an IEP). Tier III interventions are provided concurrently with a special education evaluation. Data is collected as a part of the RTI process. NCA believes that the intensive focus on these Tier interventions for the 2015-16 school year will increase the graduation rate by providing students the one-on-one support that they need to be successful.

Tier I

Tier I is the first level of a multi-tiered approach to a system of instructional and behavioral supports. Tier I includes Connections' research-based core reading and math curriculum aligned with the Nevada Academic Content Standards. In addition to core coursework, the core curriculum includes teachers' use of differentiated instruction that meets the needs of all students throughout the school year. Differentiation involves thoughtful planning for the following: instructional design used to deliver content to students; lesson content used to support and extend concepts and skills; instructional practice used to provide targeted instruction and actively engage students; assessment used to evaluate student learning; and instructional activities to meet the needs of individual and small groups of students. When Tier I differentiation strategies fail to produce adequate progress, Tier II intervention is considered.

Tier II

Areas where more students struggle and require Tier II support typically include reading fluency, reading comprehension, math fluency, math computation and reasoning, and behavior. Decisions to place students into Tier II are based on formal and informal assessment data, academic progress, and behavioral observations (attendance at live lessons, work completion, etc.) The scope of Tier II interventions has been increased during the 2015-2016 school year to include a greater focus on targeted, synchronous instruction, and providing additional support to students whose behavioral concerns are impeding academic progress. Tier II increases the frequency of the interventions. NCA has implemented a Tier II instructional support program for these students and provides support two to three times a week for 20–30 minutes per session at a minimum. Tier II intervention is explicit, systematic, and targeted to the greatest area of student learning and behavioral needs. Supplemental programs provide teachers with reports for progress monitoring that can be uploaded to Connexus to ensure all student performance data is in one place.

Tier III

NCA has implemented a Tier III intervention where students receive targeted instruction for 20–30 minutes four to five days a week in order to focus more intensively on skill deficits and areas of concern. Tier III includes the most intensive and frequent level of instructional support and is the next step in the multitiered approach for students who have not been successful in the previous interventions. Tier III interventions use direct instruction through the use of LiveLesson sessions and implements other instructional strategies and research-based programs that are explicit, systematic, and targeted to specific student learning needs. Much like the decision to place a student into Tier II, academic progress, assessment data, and behavioral observations which indicate a greater need for intervention guide the placement into Tier III. This is the most intensive level of intervention.

Mentoring Program

NCA also piloted a mentoring program in the 2015-16 school year based on John Hattie's analysis of the impact of student-teacher relationships on student performance. As Hattie identified in *Visible Learning: A Synthesis of over 800 Meta-Analyses Relating to Achievement*, there is a strong correlation between teacher-student relationships and student learning⁶. As a pilot effort, NCA students who had two or more failing grades were assigned 1:1 adult mentors, drawn from NCA faculty and staff. Of those in the pilot, 75% are now passing all of their courses. While the development of a relationship with a caring adult is not the only factor contributing to these students' success, NCA is pleased with the results and will be expanding it to include students with the most profound academic and social emotional needs.

⁶ Hattie, J. (2009). *Visible Learning: A Synthesis of over 800 Meta-Analyses Relating to Achievement*. Routledge: New York, p. 72.

2.5 2015-16 Curricular, Education Management System, and Actionable Feedback Revisions

The 2015-16 school year saw significant revisions in the Connections curriculum and in Connexus®, the school’s Education Management System (EMS), to address student tracking, feedback, and curricular needs for credit deficient students.

- Tracking Credit Accumulation:** Connections recognizes the importance of early identification of credit deficient students. There are fields in Connexus that help NCA staff to identify, track, and intervene with students behind in high school credits. In addition, a new field was added for the 2015-16 school year to the Credits and Final Grade Report Data View (example provided in Figure 1) to assist schools in identifying credit deficient students during the enrollment process. As a result, this data is now readily available to NCA counselors as they assign students their courses in Connexus, and also enables counselors to quickly identify credit deficient students so teachers can quickly design interventions. Interventions may include credit recovery courses, block scheduling of classes, additional support by teachers, and/or summer school planning.

Figure 1. Credits and Final Grade Report Data View

Final Grade 2015-2016: 11

Current grade Level: 11

Grade Level based on credits earned: 11

On track to graduate based on completed credits and cohort year? Graduate On Time

On track to graduate based on potential credits earned at end of year? Graduate On Time

Cohort Grade: 11

Cohort Graduation Year: 2017

Is the student credit deficient based on documentation received prior to enrollment? Yes No

If yes, in what area(s) is the student credit deficient? Electives English

- Math Focus:** Math can be a significant barrier for credit deficient students. In the 2015-16 school year, Connections released significant changes in the area of math. All Kindergarten through Algebra 2 math courses were enhanced for 2015–16 to reflect the targeted learning sciences principles of practice, feedback, and student engagement, as well as the analysis of Connections math performance improvement research and data analytics.

These enhancements included the following:

- Reflections engage students in assessing their comfort level with specific skills, rating their math confidence, and reflecting on their math practices and study skills.
- Updated project based portfolio assessments are aligned to math practices and provide hands-on learning opportunities that include flexibility and choice, real-world challenges, collaboration, and application of knowledge in authentic ways.
- Enhanced practice includes instructional support, refined assignments that target skills needing additional support for mastery, and encourage metacognitive questioning and engagement with next generation assessment type activities.

- **Actionable Feedback:** Teacher feedback is one of the most powerful influences on student learning and achievement (Hattie and Timperley, 2007).⁷ However, as noted by Hattie and Timperley, the type of feedback and the way it is given can be differentially effective. Guided by these research findings, during the 2015-16 school year, NCA teachers increased their efforts to provide high quality, timely, and actionable feedback. The new process ensures that teachers provide this feedback and that students and Learning Coaches are aware of the feedback. At the start of the school year, students and Learning Coaches began receiving automatic WebMail notifications that feedback was provided by the teacher, indicating the specific assignments and assessments that contain the feedback. Through a technology-powered feedback loop in Connexus, students receive consistent, timely, tangible, and actionable feedback to guide and impact their learning. In a Connections Education survey conducted in March 2016 of student and Learning Coach response to the new feedback notification system, results indicated the following:
 - **98% indicated that they have received feedback notification messages**
 - **97% indicated that they found feedback notification helpful in keeping them informed about their student’s learning (82% very helpful; 15% somewhat helpful)**
 - **92% indicated that the feedback notification was helpful in keeping their student informed about their learning.**

It is expected that both the math enhancements and the actionable feedback will improve student engagement in their courses and increase the percentage of courses that students complete successfully resulting in increased credits earned and a reduction in the number of credit deficient students, as well as the severity of students’ deficiencies. In the first semester, the improvements are believed to have contributed to the 3% point improvement in successful high school Math course completion rates across Connections-supported schools.

Continued research and formative and summative data analysis will occur at the conclusion of the 2015-2016 school year and into the 2016-2017 school year to confirm these assertions and inform instructional and operational practices at NCA. We do anticipate that these curricular and technological revisions implemented in 2015-16 will make a positive difference in the second semester course completion rates and in NCA’s graduation rate.

2.6 2015-16 Professional Development

NCA has also focused its professional development efforts in 2015-16 on engaging faculty in discussions directly related to the learning science principles and ensuring student success. Our efforts include training on student engagement and mindset as part of a targeted focus on school culture and student perceptions related to learning. A learning environment that promotes student engagement is characterized by connectedness between students, their teachers, and the school community, as well as a growth mindset, personalization, relevance, and the provision of a physically and psychologically safe environment.

⁷ Hattie and Timperley, (2007). **The Power of Feedback:** Review of Educational Research. March: 77: 81-112

The professional development for 2015-16 focuses on student engagement. An engaged student is invested in his or her learning and—as a result—has a growth mindset, perseverance, and relations that support academic success. It's about seeing things in a new way. When people change to a growth mindset, they change from a judge-and-be-judged framework to a learn-and-help-learn framework. Their commitment is to grow, and growth takes time, effort, and mutual support. Focusing professional development efforts on student engagement, mindset, and culture will make a difference for credit deficient students who have had many years of failure in their previous educational environment.

Teacher professional development is critically important in ensuring that the staff is optimally effective at teaching in a virtual environment and addressing the Nevada Academic Content Standards in their daily instructional practice. Each teacher maintains an ePortfolio in Connexus that includes the dates they attended professional learning sessions and their reflection on the session. Professional Learning sessions delivered by the Connections Professional Development Team include a post-session activity that teachers complete and upload to their ePortfolio. This application activity requires teachers to describe how they will apply the information learned during the session to their work with students and to improve their instructional practices. The NCA school leadership team can access a teacher's ePortfolio, review what was submitted as evidence of their learning, and provide teachers with feedback. The review of teacher artifacts and reflective comments have shown an increase in understanding of key concepts such as "knowing your students". This is supported by observed teacher instructional activities within synchronous instructional sessions and a focus on off-track students.

The *Core Standards for Facilitating Student Learning* are:

- Provide high quality instruction resulting in student learning,
- Personalize student programs,
- Monitor student performance and provide timely feedback and intervention,
- Monitor student participation,
- Communicate frequently,
- Document and review all interactions, and
- Collaborate and develop professionally.

NCA works with the Connections Professional Development team to coordinate, plan, deliver, and continuously support Professional Learning Community activities and other professional learning initiatives through a systematic and comprehensive multi-year professional development plan that is focused on NCA's needs.

Figure 2 lists the professional development programs and initiatives that NCA targeted during the 2015-16 school year that were directly aligned with its goals of increasing student success and graduation rate.

Figure 2. Professional Development Topics in 2015-16

Topic
<ul style="list-style-type: none"> • Students in Distress • Serving Special Education Students Online • Monitoring students with attendance, participation, and contacts • Response to Intervention: Using Intervention Indicators to review, identify, and implement interventions • Assessment Objective Performance Report (AOPR) – real-time data showing student mastery of essential skills and standards • Differentiating learning using resources from the Instructional Support database and Shared Content • Analyzing and making instructional decisions for personalizing instruction • Planning targeted instruction for groups of students • Assessing mastery and providing opportunities for practice • Motivating students to participate • Encouraging Learning Coach training and participation • Reviewing best practices for intervening with students in Approaching Alarm or Alarm status • Helping Students Develop Grit and Take Ownership of Their Learning • Practice > Mastery > Transfer – What Does It Mean? • Feedback vs. Feedforward Roundtable

2.7 2015-16 Learning Coach Support

In addition to this increased focus on student engagement, NCA has recognized the need to provide increased support to Learning Coaches and to help increase their engagement and connectedness with other Learning Coaches.

New resources were provided in the 2015-16 school year to assist Learning Coaches in ensuring student success. As part of a commitment to the entire family and subsequent research, a three-part family support program was created to make the learning experience more engaging and rewarding for students, parents, and Learning Coaches. These Learning Coach Live Lesson sessions are announced in the Learning Coach Link, on Learning Coach Central, in the Monthly Newsletter, and on the Learning Coach Home Pages. The three-part family support program is described in the below sections: Get Started!, Get Coaching!, and Get Connected!

Additionally, NCA uses Facebook social media channels to connect with enrolled and interested families. Facebook is used to support a positive school community and may serve as an alternate, casual, method of communication. There are currently 2,264 people following the NCA Facebook page. The page sees interaction such as: 9 average fan likes per post, 11 average fan actions per post, and 769,962 potential friend impressions. Parents can also join the school’s closed Facebook groups, in Northern and Southern Nevada, to reach out to other families. As of April 2016, more than 200 Nevada families were counted as members.

Club ORANGE is a social club for parents of enrolled students and it provides another online “space” where families can connect. This is not a formal method of communication, but rather an opt-in group for parents to meet their peers and interact. Current membership in the Nevada Club ORANGE community is 172 families (up from 28 families when the club was first established in 2011).

Get Started!

Our **Get Started!** program offers both assistance and reassurance by providing extensive information about online education. The program helps families prepare for a successful school year through the Prepare for Success website, teacher welcome calls, orientation courses for Learning Coaches, in-person orientation gatherings, and Learning Coach Success Series, a series of live webinar-style sessions that start before the beginning of each school year, and are led by currently-enrolled parents who help families prepare for their first days of school. In addition to open Q&A sessions each week, five different topics are addressed: Virtual School Basics, Roles and What to Expect, Schedules and Routines, Getting Acquainted with Connexus, and Tips and Tricks for Success. The website is provided at: <http://www.connectionsacademy.com/learn-more/events/online-orientation>

Get Coaching!

The **Get Coaching!** program is dedicated to helping Learning Coaches understand their role, providing them with easy access to resources, and ensuring that they are equipped with the tools and strategies needed to motivate and assist their students. Also, Connections provides additional training and support for parents.

Learning Coaches will complete an online orientation designed to familiarize them with the important role they play in supporting their student as a learner. We also support Learning Coaches through:

- **Learning Coach Central** – A convenient one-stop-shop site with access to social networking opportunities, information, and multiple resources to assist Learning Coaches in their role and providing instructional support to their student.
- **Learning Coach Link** – An online monthly communication sent to Learning Coaches with articles on instructional best practices and topics relevant to their families, Connexus updates, tips and strategies supporting students, announcements and reminders. NCA reaches out to Learning Coaches through increased social media, increased communication via message boards, and student outreach activities at school events to share this information.
- **National Learning Coach Resource Sessions** – These online, LiveLesson sessions are designed to assist Learning Coaches with an understanding of their role and responsibilities, and provide strategies for working with and supporting their student. All Learning Coach sessions are recorded and available in the Virtual Library for Learning Coaches to view if they are not able to attend the session live. They are announced on LC Link, LC Central, and LC Home Pages. Topics of specific interest are also shared via direct communication to families from counselors and advisors.

A wide range of topics are offered. Examples of sessions that support Learning Coaches of high school students include:

- College Applications and Your Student: What to Expect and How to Help!
- Understanding Financial Aid and the Importance of Completing the FAFSA
- How You Can Help Your Student Become College and Career Ready!
- Embracing Struggle through a Growth Mindset
- The Adolescent Brain
- Nurturing Student Motivation

Get Connected!

The **Get Connected!** program was developed to assist students and parents who are interested in finding opportunities to connect with other school families. In addition to in-person field trips and online clubs and activities, this program offers socialization tips for online school families, increased opportunities for students to interact online with classmates and teachers, and in some areas, private Facebook groups where parents and Learning Coaches can “meet” to arrange study groups and other informal gatherings.

3. 2016-17 School Improvement Plan

The plan for the 2016-17 school year will be based upon the changes implemented during the 2015-16 school year with increased efforts on the areas of improved graduation rate and academic success, and the results of these efforts. In addition, the following additional improvements will be implemented.

3.1 Internal & External Data Validation

Internal Data Validation Efforts

The school registrar, reporting coordinator, and administrative assistants will maintain accurate and complete records in Connexus and physical files of withdrawn high school students concerning information on their next school of attendance or other educational decision. The school has already taken a more pro-active approach to identifying challenging placements and will continue to dedicate the resources to doing so. NCA is taking an additional step to locate students who withdraw (formally or informally) and, therefore, can potentially negatively impact the school’s current and future four-year cohort rate. At the Authority Executive Director’s suggestion, the school will consider working with an independent, external contractor to attempt to confirm the subsequent educational settings in which students enrolled after withdrawing from NCA. Currently, there are over 200 students who have withdrawn from NCA sometime in the past four years that are not confirmed to have transferred to another public school, private school, or home school. We will actively target this group and focus efforts on locating their current school.

The school will also increase its scrutiny of students enrolled in the school who are truant and those who withdraw or stop attending without providing required evidence that they have withdrawn to another program. Specifically, Nevada provides schools with an avenue to penalize students for habitual truancy—either in the form of written citation issued to the habitually truant student, or suspension of the habitually truant student’s driver’s license. This administrative sanction is pursuant to NEV. REV. STAT. ANN. § 392.148 (2016). This has not been used in the past but plans are in place for the 2016-17 school year. Parents will be clearly notified upon enrollment that this will be pursued if students are habitually truant. This is a mechanism for keeping students engaged and for providing proper incentive to students not remaining engaged to promptly share with the school to what high school program they are transferring. This would minimize “lost” students being counted as dropouts; given the proper information, they could be counted as transfers out, therefore raising NCA’s graduation rate.

As referenced, the school will also carefully review all records to ensure, for example, that any student who qualified for a certificate of attendance or who transferred to an adult education program was not incorrectly coded as a dropout (pursuant to NEV. ADMIN. CODE § 389.699(3) (2015) – and to ensure the same for transfers out-of-state, to private schools, to homeschooling, etc. Data is provided in Appendix B.

Notification will be provided to families and parents when they enroll that this process will be followed – it will be on everyone’s home pages – so that they are fully informed on the consequences of not filling out the withdrawal form.

External Data Validation Efforts

NCA will conduct an external validation study for the Class of 2017 as it did for the Class of 2015 and the Class of 2016 if the Authority finds it necessary. If it does, NCA will pursue the same process for identifying and working with a third party.

3.2 Freshman Focus/Senior Success

The use of a freshman specific initiative was piloted in other schools supported by Connections during the 2015-16 school year and resulted in a positive difference in 9th grade promotion rates between schools. As a result, Connections is building a universal course entitled Freshman Focus for the 2016-17 school year which will be implemented at NCA. The new freshman focus course will orient students to resources available to them, introduce strategies for success in high school course-level work, emphasize the importance of academic integrity and producing authentic work, and build college and career readiness.

Based on the initial positive results of the Freshman Focus Course, a course that addresses needs specific to seniors, Senior Success, will also be offered as a formal part of the program beginning in 2016-17. The NCA Board and school leadership team are very excited about the Freshman Focus course, and the upcoming Senior Success course, and anticipate that both of these approaches will help many students achieve success and graduate on-time.

3.3 Every Student Succeeds Academy Program and Plan

In order to increase the school’s efforts to support off-cohort students, NCA is implementing an academy approach to address the needs of its off-cohort students. Highlights of this mandatory program, to be called the Every Student Succeeds Academy, include:

“Success” seminars for off-cohort students offered synchronously to highlight successful practices, habits, and to help students acclimate to the online environment. Additionally, participation in these sessions upon enrollment will set the foundation to encourage accountability and participation in other required instructional sessions.

- Regularly required attendance at virtual or face-to-face synchronous instructional sessions. The frequency, format, and content will be tailored to student needs and tied to academic outcomes. By requiring attendance, we are still providing the flexibility that a fully virtual model provides while still adding a level of accountability.
- Dedicated instructional, administrative, counseling and advisory staff. Staff that are involved in this program will be selected based on their prior success in engaging with this population and will focus all of their efforts on increasing these students' success under the watch of school administration.
- Lower staff/student ratios. This will further establish accountability, provide support, and ensure that students are in constant contact with the school. As students complete credit recovery courses, it is critical that they are then placed into additional courses to maintain progress towards exiting Group 2 or Group 3 and graduating on time.

To assist the school, an internal Data View field will be added to the Cohort Information Data View and a required timeline. Additionally, the proprietary Connections IssueAware system is used to monitor students, track staff accountability, and document progress. **For 100% of students who have a current final grade of 11th or 12th and are off-cohort (student does not have adequate credits to be in the grade they should be), NCA will outline a plan in their Cohort Information Data View that details efforts to rejoin their correct grade level or graduate on time within the first 45 of days of school or 30 days of enrollment for late enrollees. Overall progress will be tracked through a calculated field in Connexus that monitors whether a student is currently predicted to graduate on time, and students who are "off cohort" will have progress in their courses and other programming tracked weekly.** Another benefit of NCA's program is the ability to adapt programming quickly to match student needs and modifications to programming, supports, and interventions will be made as needed.

3.4 Curricular Changes

GradPoint

Based upon the success of the GradPoint Pilot in 2015-16, it will be expanded and all credit deficient students will be placed into the appropriate courses to recover needed credits and to move closer to an on-time graduation. The targeted, user-centered approach of GradPoint is especially beneficial for transient populations—many of whom have been out of school, are disengaged, and have been unsuccessful in their first attempt at assigned coursework.

Additional Math Instructional Resources

An additional resource in Math has been added into the intervention resource library for 2016-17. Think Through Math helps students develop higher order thinking and problem-solving skills, preparing them for success on state exams, as well as a smooth transition to college or a career. Think Through Math includes instructional support for students in Algebra I, Geometry, and Algebra II, along with foundational math skills, and allows teachers to create customized learning pathways for students based on their individual needs. This additional resource helps motivate students using contests, points, avatars, and games. A pilot was held in other schools supported by Connections and results were very positive and it is expected to result in similar positive outcomes for NCA in 2016-17.

Automatic Feedback

The 2016 plan is to build on the success of the Automatic Feedback feature that was new in 2015. NCA is committed to ensuring that parents and students are fully informed of this feature and how to employ it for student success in the 2016-17 school year by including in webmail messages, welcome calls, and training to parents. This new feature provided an automatic alert that went to both students and Learning Coaches when a teacher left feedback for a student. To support this increased visibility of feedback, teachers ensure that feedback on student work is targeted, meaningful, and includes suggestions for improvement. Teachers received specific training on providing effective, actionable feedback to students (ex. Session 103: Why Do Students Need Feedback?; Session 205: Feedback vs. Feedforward Round Table; and Session 302: The Power of Feedback). A recent survey of Learning Coaches indicated that 97% of Learning Coaches found the notifications helpful in keeping them informed of their student's learning. For example, parents stated that:

- “The feedback helps my student immediately know what he needs to improve on and if he has time to correct his mistakes on assignments. It also gives a confidence boost on a job well done.”
- “We really appreciate the feedback notifications! There were times where my daughter wouldn't see her teacher's feedback requesting correction via webmail for quite some time, but now with the notification, she gets the feedback right away! Very useful upgrade. Thanks!”
- “I just want to take a moment to thank you. Your positive feedback on assessments and (our school's) multiple choice reflections really have made a difference for my child this year. He was having trouble with math last year. I am so thankful for (our school) in general, because it has helped my child take his time and become more confident in his abilities.”

Increased Math Focus

Math is a continued focus at Connections. Targeted activities and discussions will focus on Math in student's day-to-day lives and a growth mindset toward Math, including increased Math awareness in the Connections Speaker Series, Fireside Chats, and Student Clubs and Activities experiences. New student experience opportunities included RobotC, in which students are able to program Lego® Mindstorms® robots virtually, and the James Webb Space Telescope Project, which provided students the opportunity to collaborate virtually and create a project which demonstrates understanding and information about the James Webb Space Telescope.

There are additional Math dedicated resources for Learning Coaches including resource sessions such as Born to Learn – Embracing Struggle through a Growth Mindset and What Was Broken with Math and Why Did They Need to Change It?; Learning Coach Link newsletter articles including math tips and guides; an article on math reflections; and a Learning Coach book study on the book Old Dogs, New Math by Rob Eastaway and Mike Askew.

Course and Connexus Enhancements 2016–17

The curriculum offered to NCA students is updated and enhanced annually. In addition to the updates made to address Math performance, accessibility, and feedback and course ratings received through the StarTrack lesson rating and feedback system, course enhancements are also focused on school-based requests for course unit reranking. Unit reranking requests are in response to a school’s review of the content and sequence of a course. While the content is appropriately aligned to state standards, the sequence of the units may be better aligned to the school’s school year and timing of state assessments. The enhancements for 2016-2017 include the following:

- **Unit Reranking** – Throughout all Connections schools there were 106 school-based requests for unit reranking to optimize alignment of course content and instruction order and pacing to the requirements of state testing. NCA requested four additional reranked courses for 2016-17 and will then have a total of 14 reranked courses in the 2016-17 course catalog. A course that has units reranked enables NCA to cover critical content before state testing dates.
- **Interventions from Prior Year** – Beginning with 2016-2017 school year, teachers will have immediate access to returning student data that indicates whether they were receiving intervention support during the prior school year. This access to historical tier code data, within Connexus, will allow teachers to quickly identify an appropriate intervention for students and provide the student with the type of targeted support that he/she needs at the start of the school year.
- **Math Performance** – Course enhancements focused on Math discourse and students’ oral and written communication of math thinking, reasoning, and problem solving. These efforts will be evidenced in the reflection, discussion, and portfolio activities, and in the new Time to Talk lesson component.
- **Accessibility** – Enhancement efforts continue to focus on replacing or enhancing legacy content and instructional resources to meet the Web Content Accessibility Guidelines (WCAG) 2.0 standards. This work is primarily focused at the middle and high school level for 2016–17.

All of these curricular changes are focused on improving student learning, retention, and graduation rates. These curricular changes are based upon research and efforts from the 2015-16 school year and will make a measurable difference in learning in 2016-17.

3.5 Professional Development

NCA is in the midst of defining its 2016-17 Training and Professional Development Plan, which will be as substantive and robust as the 2015-16 one described previously. An additional focus on standardizing teacher course expectations and grading practices, as well as implementing “relearning” policies to support student academic engagement and success, will be implemented through the training, professional learning sessions, and related Professional Learning Community work. It will also focus on ensuring the success of the Every Students Succeeds Academy designed for off-cohort students and a school-wide focus on graduation rate and tracking students.

Professional learning sessions facilitated by the Connections Professional Development team during the 2016-2017 school year will focus on specific learning themes throughout the year. Whether teachers are participating in the 100 (1st year teachers), 200 (2nd year teachers), or 300 (3+ year teachers) series, the theme will be the same, while the session objectives will increase in level of rigor and application based on teacher experiences. Themes, based on learning science research, include: student reflection, making connections, ownership of learning, effective questioning, feedback, practice/reteaching, and improving student outcomes. This thematic approach will allow all teachers to focus, and build on, the same topics throughout the year and enable PLCs to delve deeper into how learnings from professional development sessions impact teaching practices and student learning.

In addition to the Professional Learning sessions described above, NCA school leadership can recommend or require teachers to participate in any of over 20 additional nationally facilitated professional development sessions that support NCA school goals and/or teacher development goals. School leadership monitors participation and portfolio completion at least monthly, and provides feedback on teacher artifacts. Additionally, observation of teacher instruction includes “look-fors” derived from topics covered within PD. NCA will ensure that active participation in internal professional development is carefully monitored and that topics are reinforced through regular inclusion in PLC meetings and staff meetings, and the rates of participation in professional development will increase from 2015-16 to 2016-17. Additional resources which specifically target working with this population have been identified and will also be included.

Teachers at NCA had the following to say about their experiences participating in professional learning sessions during the 2015-2016 school year, and how the session will help them to improve their instructional practices.

- *I found it extremely helpful to learn about all the different risk factors and to learn how easy they are to locate. I will definitely be taking note of these moving forward when interacting with my students.*
- *In this PD session, we learned about ways to increase the effectiveness of instructional practices. We learned about Gagne's 9 events of instructions and how to implement them in our virtual environment. I learned some new strategies and ways to really engage students in the LL room by using attention grabbing questions, recall, practice, feedback, and retention just to name a few. Using tools like the poll pods, screen shares, breakout rooms, and exit strategy ideas can help assist in pulling students into the instruction and helping them to become more active learners.*
- *I like this idea of grit and teaching students to appreciate improvement in their work when they have taken risks and maybe failed, but then got up and tried again. I can model that myself as I am in my second year teaching in an online environment. Even though there is still a lot I don't know, I have made tremendous progress since last year with the technology.*
- *I really want to focus on self-reflection of my own teaching practices and find my strengths and weaknesses. This will help me to improve as a teacher and also help my students with their own self-reflection process.*
- *I think this session was a good reminder for me that my high-end students need better feedback than what I am providing them. I do a good job of providing detailed feedback for my struggling-learners, but I think I rely on praise too much with the other end of the spectrum. I will spend more time challenging them and encouraging them to go beyond, dig deeper, etc. and provide that in my feedback to them.*

Efforts to assess the impact of professional development efforts are underway. There are several layers of such assessment: Design, Implementation, and Impact. Teacher responses on an annual employee satisfaction survey indicate progress in design and implementation – staff positive responses to 7 professional development related questions increased an average of 3.2% points, and teacher participation in PLCs increased to 100% from 97% last year. Assessment of impact is a work in progress.

3.6 Board Governance Training

The NCA Board is committed to the success of the school. This is demonstrated in their high participation during regular and special Board meetings. The NCA Board meets regularly nine (9) times throughout the school year and calls additional meetings as needed. The Principal reviews performance data and trends with the Board during each meeting, which Board members discuss and make recommendations as appropriate. The Board is focused on strategic planning and increasing the graduation rate at NCA. An external consultant will be engaged to collaboratively work with the Board on strategic planning and implementation for the 2016-2017 school year and subsequent years. The Board will continue to work closely with the Authority to evaluate effectiveness of the improvement strategies and also seek input from external experts in this area.

The NCA Board routinely participates and is committed to Board governance training opportunities throughout the school year, including conferences provided by the National Association of Charter School Authorizers (NACSA), Charter School Association of Nevada (CSAN), National School Boards Association (NSBA), International Association for K-12 Online Learning (iNACOL), National Alliance for Public Charter School (NAPCS) as well as a Board Academy provided by their Education Management Organization (EMO). In addition, materials from previous trainings are made available to all Board members within their online Virtual Library. Also within this Virtual Library, Board members have access to review all governance documents for the school including but not limited to, Bylaws, Charter Agreement and materials from all previous Board meetings. All core foundational documents are reviewed regularly and revised as necessary.

The Board will be actively monitoring the graduation rate and progress and effectiveness of the strategies outlined in this Plan through monthly reports from the school leader detailing the progress made with the strategies outlined in the plan. The Board will be provided detailed updated reports on the cohort to evaluate student growth under this Plan. The Board will continue active involvement in collaborating with the Authority to ensure the Plan is effective or make necessary adjustments as the Board and school leadership work to monitor the success of the strategies outlined.

3.7 Staff and Placement Decisions

The students in the Every Student Succeeds Academy will be taught by a select group of staff who will serve as their teachers and “graduation coaches.” This approach is being piloted now with students in Groups 2 and Group 3 of the current year’s cohort, and it allows teachers the opportunity to work with a small group of students who they “own.” The number of students assigned to each staff member is purposely kept low (less than 10) so the appropriate amount of regular contact and support can be given.

The staff of the Every Student Succeeds Academy (ESSA) will be comprised of teachers who are passionate about and dedicated to working with the population of credit deficient students who often also are also faced with non-academic challenges which further impede their progress towards graduation. By combining high quality, targeted instruction delivered by experienced and caring educators with the appropriate social and emotional supports provided by counselors and advisors, NCA is confident that this will truly be a program in which every student will succeed.

The selection of staff members who understand and embrace the importance of this work is only one step in the overall process. Staff members will be evaluated regularly on outcomes related directly to student success and engagement, and will be held accountable by school administration through the use of tangible, relevant student data. The frequency and quality of contacts with students and the efficacy of instructional practices will be judged on student outcomes.

3.8 Face-to-Face Support

NCA is committed to ensuring that students are successful by creating additional face-to-face opportunities in the 2016-17 school year dedicated to credit-deficient students. Currently, there are field trips and state testing opportunities for face-to-face interaction and many students take advantage of these opportunities. NCA knows that these opportunities provide valuable time for students and teachers to generate a relationship and discussion about coursework and school. It is also an opportunity to develop the success strategies needed to be successful in an online school.

NCA plans to increase these opportunities and pilot an additional series of face-to-face tutoring and intervention opportunities in Clark and Washoe Counties. NCA will use venues already selected for state testing, and will target additional opportunities based on student location, need, and scheduling preferences. Sessions will be focused on targeted academic support. Results will be carefully monitored and if it's determined that these pilots yield significant results, NCA will work to reprioritize its budget to expand this effort in future years with more sessions and a wider geographic reach.

3.9 2016-17 Learning Coach Support

Learning Coach support and training was increased in the 2015-16 school year as outlined previously. However, it is also evident that many of our older high school students have challenging home situations with limited Learning Coach involvement. The school remains committed to increasing Learning Coach involvement through social media, face-to-face events, training, and other individualized supports. In an effort to improve awareness of these sessions to NCA families, including families with limited Learning Coach involvement, NCA is committed to promoting the availability of these support sessions to families for the 2016-17 school year. For example, notifications from the school will be sent by the school leader to invite and encourage participation by families. In addition, the 2016-17 plans include sending the links to recorded sessions to families via the School Counselor or other school leader when it is evident that additional support is needed from a Learning Coach and staff believes that additional training will help increase the expertise of the Learning Coach to more successfully monitor progress and provide support. Counselors also work with Learning Coaches and families to identify and utilize community-based resources to address the many unique situations and challenges presented by this population of students.

4. 2017- 18 and Beyond

Future plans will be developed during the Board’s strategic planning session during the summer of 2016 and will be focused on achieving a cohort graduation rate of 60% and ultimately higher. Some ideas under consideration are 1) providing drop-in centers where students who need face-to-face interaction with a teacher in reading or mathematics could receive this support; 2) enhancing curriculum to provide teachers even more flexibility to personalize courses for students; 3) providing specific professional development for teachers and counselors to increase student engagement; and 4) being increasingly persistent with and continuing our deliberate and focused efforts working with credit deficient students.

NCA, in partnership with Connections, has begun the multi-year improvement effort to increase four-year cohort graduation rates, and recognizes that because 9th grade drop-outs have a significant impact on graduation rates four years later, the greatest effect of these multi-year efforts will be seen in the graduation rates for 2020 and beyond. Like the specifics of the plan presented in this document for the coming year, this multi-year improvement effort addresses a number of basic issues, but with steps that take longer to realize.

1. **Onboarding:** Work to ensure that the students who enroll in the high school program fully understand and are prepared to take full advantage of what it offers. The high school program is a rigorous college preparatory program and students often say they initially struggle to rise to the expectations of the curriculum. In addition, full-time online school, while tremendously advantageous for many students trying to adapt their high school experience to their personal needs, does require a level of commitment and discipline to learning a new approach. While NCA is a public school and cannot turn away students who apply, it will continue to make efforts to improve its outreach programs to ensure that students and Learning Coaches are prepared for the rigor and expectations of being a virtual school student.
2. **Connexus®, the Education Management System, Rebuild:** Connexus, the software and technology platform on which the program is served, is in the middle of significant improvement which is expected to be implemented in the 2018-19 school year. It is anticipated the new platform will allow students who are thinking about enrolling to more directly experience the program. We anticipate that students can be offered trial courses that will give them a better sense of what to expect, and perhaps a legislative or regulatory solution can be found to require successful completion of an orientation or trial course as an enrollment prerequisite. See additional policy recommendations in Appendix D.
3. **Support-Engage-Intervene-Escalate:** Work to ensure that students, once enrolled in the high school program, are fully engaged in the program. Students who experience success and gain momentum in their course of study (e.g., completing requirements in a timely and gratifying way) are more likely to engage, succeed, and graduate on time. Conversely, research shows that average 9th graders, 9th graders who attend more than one school, and/or 9th graders not earning credits on a pace that would lead to on-time graduation are at highest risk for dropping out. NCA will make fuller use of this information and student-specific data related to it to design support, engagement, intervention, and escalation activities. While the school has made and continues to make substantial efforts in this area, future activities may include:
 - a. **More Robust Freshman Academy Approach:** Building on the Freshman Focus effort in 2016-17, efforts will be furthered to organize teachers across disciplines and around students to help ease the transition to high school and develop the behaviors and habits that will help them successfully complete high school.

- b. **More targeted information.** Again, building on 2015-16 and 2016-17 efforts, information made available to teachers and other school staff will be further refined to enhance their efforts to support, engage, intervene, and escalate. The new Connexus will provide additional improvements to the teacher dashboard, including more automated integration of information about student engagement and success with their curricular and instructional resources. Simple things like the system's ability to monitor when the student is typically active in the system and where the student seems to be getting stuck will help teachers better time and frame their efforts to reach out to support and intervene.
 - c. **Social Platform Integration:** Today's students communicate on social media platforms and Connections does not currently offer NCA a robust and secure platform for communicating with students that mimics the style and availability of social platforms. It is anticipated future improvements to Connections' education management system (Connexus) will support better use of such tools, as well as the potential to more easily automate messages that research has shown will help many students engage, such as automated reminders to complete an assignment or messages of encouragement. In an upcoming update to Connexus, Connections is intending to build a chat feature to enable students to collaborate with each other more organically. The updates will include blogs and wikis that students can create and write. Also, the updated system will allow for project based learning, which allows students and teachers to work collaboratively. Badges can be awarded for progress in the system by their teacher

NCA's Connexus Education Management System provides an internal "closed" email system for students, parents and teachers to connect. The school community also leverages message boards to interact. Although this is not "social media" it does offer a closed online environment for communication. Future versions of Connexus are expected to include chat functionality in addition to email and message boards. Other enhancements to Connexus will be announced.
 - d. **Integration of Additional and External Supports:** Many students have non-academic challenges that interfere with their ability to be successful. It takes time to identify and make available physical-world supports for students and/or to build partnerships with programs that might help them be better prepared to be successful in school. NCA is piloting some efforts in 2016-17, and the results will inform its exploration of a range of options for future school years, including mandating face-to-face instructional time for particular behavioral or academic issues that have been shown to respond to that intervention, as well as deeper partnerships with social welfare related agencies to help students address family situations, chemical addiction, mental health concerns, and other issues that might be interfering with their ability to be successful in school.
4. **Increase Curricular and Instructional Offerings:** Continue to work to strengthen and broaden the curricular and instructional offerings of the high school program to better address the academic and non-academic needs and interests of its students. On a continuing basis, NCA will evaluate the effectiveness of its strategies identified to increase the graduation rate and adjust those strategies in collaboration with the Authority.

- a. While NCA continues to strengthen and increase the breadth and quality of its program (Career and Technical Education and GradPoint credit recovery offerings being recent examples), there is more to do. CTE courses that are offered are based on student interest and demand, and include courses that focus on the following general career areas: health and medicine, general business, and computer programming. Connections will continue to work to find and/or develop the best curricular resources to address the needs of students, and to improve the level of student engagement and the quality of accessibility and various pathways to success that are built into its existing curricular resources. This is a multi-year effort spanning hundreds of course offerings, but it is expected that the roll-out of the new Connexus platform in the 2018-19 school year will significantly accelerate the benefits to students and their learning.
 - b. While training, professional development, and teacher participation in Professional Learning Communities (PLCs) have been underway for some time, the development of teacher beliefs and practices takes time. NCA will continue to develop and refine shared practices for basic practices like student grading to maximize academic integrity without unwittingly alienating or disengaging students. Experience in other schools supported by Connections has shown that full implementation of a relearning policy takes several years but can substantially improve the rate of successful course completion by students without undermining academic integrity.
5. **Increased Data Integrity:** Work to strengthen NCA's ability to track and properly record where students withdraw to when they leave without graduating. As previously noted, the ability of students to quickly and easily access NCA when they have a problem to solve (e.g., enroll because of an insurmountable transportation problem) also makes it easy for students to leave easily and without adequate notice. One student counted as a dropout in 2015 had been enrolled in the school for two weeks several years earlier, and was counted as a dropout largely because the school could not find out where the student went and report that back to Nevada. Similarly, 14 students who dropped out in 2015 were reported by the National Student Clearinghouse to be enrolled in two- or four-year colleges or universities in the fall of 2015. NCA and its board will continue to strengthen their database management to track withdrawals, and its ability to research the whereabouts of students who withdraw and do not adequately report their next steps. NCA will also work with regulators to try and strengthen definitions and technical capabilities around the effort to help ensure, for example, that students enrolled in a legitimate Adult Education option are not counted as non-graduates as they currently are, and that NCA has sufficient access to the data sources maintained by Nevada to "look for" students who have withdrawn without fully reporting their next steps.

5. Conclusion

A school's graduation rate is one of many important school performance measures. NCA wants every student who enrolls to graduate with a Nevada high school diploma. The NCA Board and school leadership team recognize that NCA's four-year graduation rate, using the federal cohort methodology, is not at the desired level. NCA is effectively serving a significant population of credit deficient students and understands that under the current method of calculation this has an adverse effect on its graduation rate, reflecting on the students' experience before enrolling in NCA. NCA is committed to re-engaging these students and graduating them career and college ready. We want higher achievement and as can be seen in the steps outlined in this plan are committed to making it a reality. There is some context around the graduation rate that we have explained in this plan that will also be backed up through the third party validation process. Ultimately, we recognize the concern about the current graduation rate and are working to improve it. Like any organization with a plan for improvement, we need time to faithfully implement improvements, evaluate their efficacy, address any implementation concerns, and address any unintended consequences. We are confident that students will be served well and the graduation rate will improve through an open and collaborative dialogue with the school and the Authority. We also are confident that the many factors that impact graduation will become apparent through this process.

Appendix A

History and Accomplishments

A.1 Overview

There are many areas in which Nevada Connections Academy (NCA) has made great gains. This section will highlight these achievements.

Students benefit from a top-quality curriculum that meets all Nevada Academic Content Standards (Common Core State Standards). Each student has a Personalized Learning Plan and one or more highly qualified Nevada-credentialed teachers working with expert curriculum specialists to tailor the curriculum to meet that student's individual learning needs.

NCA is a virtual learning community that connects students, teachers, and families through unique technology tools as well as synchronous instruction and one-on-one interaction. Students and their families receive sophisticated support for their curriculum, technology, special education, and digital learning platform needs. Students and families use an educational management system that combines learning management, student information, and content management systems. This allows students and families to maintain a focus on achievement.

As a result of its effective and innovative educational approach, NCA is accredited by the Northwest Accreditation Commission (NWAC), an accrediting division of AdvancED.

One of the most significant benefits the school provides is being able to serve students who are underserved or not being served within the larger community. Students benefit from instruction that is individualized, personalized, and flexible. NCA is tailor-made for a diverse array of students who benefit from a quality alternative to the traditional brick-and-mortar classroom. These include:

- Students whose families seek direct involvement in their education,
- Students who are medically homebound due to illness or disability,
- Exceptional students who are far ahead of or far behind their peers in school,
- Students pursuing artistic or athletic careers,
- Students who require a flexible school schedule,
- Students in group homes or institutions,
- Students who have been bullied, and
- Students at risk of academic failure, who may particularly benefit from intensive, personalized instruction.

The Board of Directors partners with Connections Education, a leading virtual school provider for curriculum, technology, and school support services including:

- Curriculum,
- Curriculum support personnel,
- Connexus[®], a comprehensive Educational Management System (EMS),
- Professional development,
- Student, parent, and teacher technical assistance, and
- Additional consulting and support.

In the 2015–2016 school year, Connections is supporting 30 virtual public schools in 26 states, serving over 65,000 students. Connections is accredited by AdvancED¹ and was re-accredited in June of 2015. With the overall scores exceeding AdvancEd’s average score for all of the schools and corporations they accredit, AdvancED reviewers noted that “Connections Education’s quality assurance processes and data-driven culture leads to systemic, systematic, and sustainable continuous improvement.”

The ultimate focus of this “high-tech, high-interaction” instructional model is student achievement. Students master the core subjects of reading/language arts, mathematics, science, and social studies through a challenging curriculum that meets Nevada Academic Content Standards (Common Core State Standards).

The developmentally appropriate curriculum increases its integration of technology as students advance through the grades. Each Connections course includes active learning elements, including online and/or offline activities that address diverse learning styles and preferences, ranging from textual, visual, auditory, and/or hands-on.

Connections’ courses include 1,800 Teachlet[®] proprietary instructional movies and more than 1,000 primary source and instructional videos. Integrated “i-text” electronic textbooks are licensed from a variety of leading publishers including Pearson[®], Perfection Learning, and others, while non-proprietary technology-based content is licensed from “best-of-breed” providers such as Grolier Online™, Houghton Mifflin Harcourt, and Discovery Education.[®] The instructional design includes interactive LiveLesson[®] sessions and threaded discussions.

The highly trained and experienced teachers are integral to student and school success. Highly qualified, Nevada-credentialed teachers are a key part of the program. Teachers are in regular contact with students via WebMail (Connections’ proprietary, closed-system email program), telephone, LiveLesson[®] sessions, discussion boards, message boards, and other channels. Teachers instruct, motivate, monitor and evaluate student progress, personalize the curriculum, intervene as needed to ensure student success, lead field trips, and clarify the curriculum for the students.

¹ Accreditation agency serving 32,000 public and private schools and districts <http://www.advanc-ed.org/>

NCA provides integral tools to help teachers ensure students are successful including ongoing and comprehensive professional development in online learning pedagogy, curriculum with a focus on Common Core instructional shifts, data-driven instructional decisions, and Connections' own *Core Competencies for Facilitating Student Learning*. Additional Nevada- focused professional learning events are also offered throughout the year.

NCA integrates school, community, and home. A Learning Coach (a parent or guardian) may work with the student to ensure successful engagement in the program by providing motivation, collaboration, scheduling, and record keeping. Other links between home, school, and the community are created via both asynchronous and synchronous online activities. In addition, school staff members or Community Coordinators facilitate enriching in-person community activities and field trips to round out the comprehensive learning experience.

Students also have access to more than 25 clubs and activities that encourage students to explore interests beyond the classroom, develop leadership skills, and make friends within their school and with students from other schools supported by Connections. The school has also established chapters of the National Honor Society and National Junior Honor Society, providing students with additional opportunities for developing social, leadership, and community involvement skills.

A.2 History

NCA was launched in the fall of 2007 to provide a complete virtual school program to Nevada public school students. NCA has worked hard to fulfill its mission and original charter goals. NCA has experienced significant growth during the term of the charter, which speaks to the demand for this option, and also to NCA's overall success in fulfilling the mission and vision described in the charter.

The school was originally chartered by the Nevada State Board of Education. The charter was renewed unanimously in 2013 by the State Public Charter School Authority. It was supported for renewal by then SPCSA Director Dr. Steve Canaverro. In Dr. Canavero's words, at the charter renewal hearing in 2013, the school was a success. It appears that at that time the Authority recognized the school was effectively serving its students, perhaps giving careful consideration to the challenges faced in serving a mobile population. There have been minor amendments over the years such as charter facility relocation, grades offered, and Governing Board by-laws. Overall the school is still focused on its mission: *to help each student maximize his or her potential and meet the highest performance standards through a uniquely individualized learning program.*

The last official communication from the State Public Charter School Authority stated that Nevada Connections Academy was in "Good Standing" for its performance in 2013-14.

Enrollment and Demographics

Since opening, the school has drawn students from throughout Nevada. NCA has experienced a steady increase in enrollment almost every year. NCA now serves slightly over 3200 students in grades K-12. Figure 1 demonstrates the growth trends since its inception.

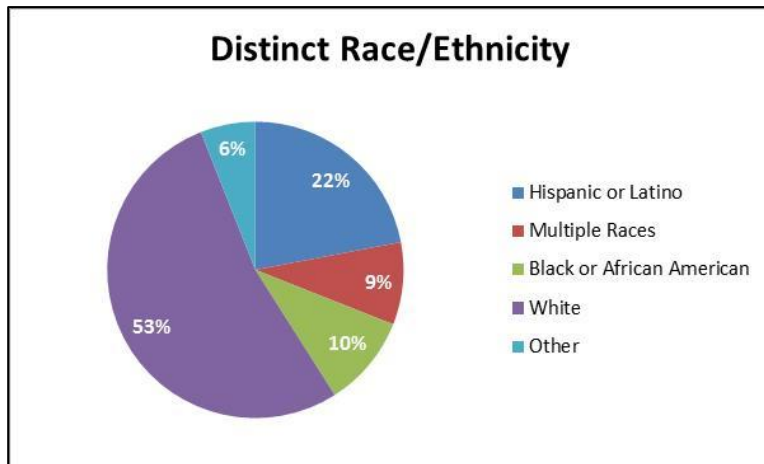
Figure 1. Enrollment Growth

School Year	Count Day Enrollment
2015-16	2,702*
2014-15	2,593
2013-14	1,945
2012-13	1,599
2011-12	1,715
2010-11	1,563
2009-10	1,322
2008-09	873
2007-08	420

* As of the 2015-16 school year, enrollment is not reported as a Count Day. The number reported is the enrollment as of September 30, 2015 and will be reported four times throughout the year. At the time of this report, NCA is serving over 3,000 students.

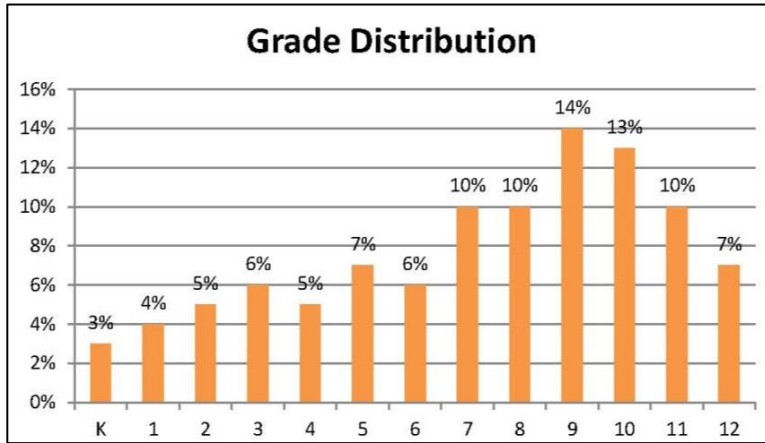
NCA serves a diverse population. Figure 2 provides information on the composition of the student body in January 2016.

Figure 2. Student Body Composition of NCA –January 2016



The students are currently 46% male and 54% female. Figure 3 illustrates the grade distribution as of January 2016. Students in 9th and 10th grades represent the largest percentage of students.

Figure 3. Grade Distribution as of January 2016



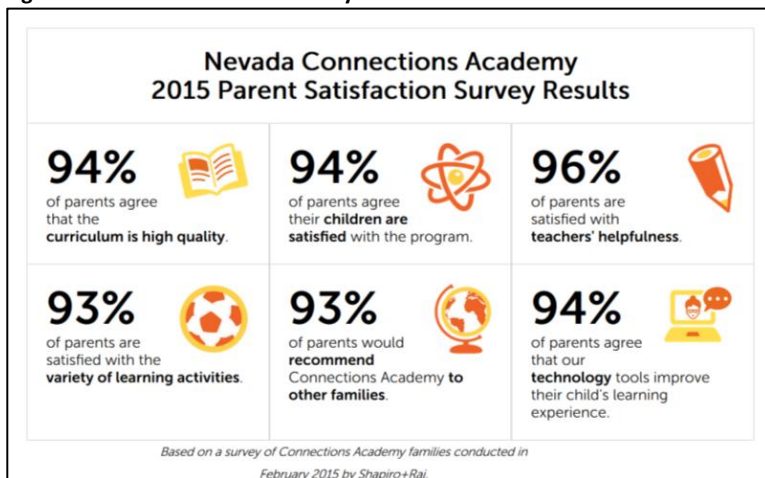
As of January 2016, **approximately 41% of the students served are socioeconomically disadvantaged**, measured by family income eligibility meeting federal guidelines for free or reduced lunch.

NCA also serves special populations through Individual Educational Plans (IEP), Section 504 plans, and gifted programs. The Special Education/504 population is approximately 12% of the total student population. The Gifted population is approximately 3% of the total student population.

Parent Satisfaction

NCA has consistently received high ratings on annual parent surveys. Parents are surveyed annually; the results are compiled by an independent third-party research firm, and presented to the school staff and Governing Board. Parent surveys provide quantifiable data by which the school leadership can work towards improving various aspects of the school. Over the past several years, the percent of parents who have responded to the survey has varied from 35% to 50%. Therefore, these results are considered reflective of the overall experience of the NCA families. More detailed results from parent surveys are included in annual reports to the Governing Board and are always available upon request.

Figure 4. Parent Satisfaction Survey Results for NCA for 2014-2015



The following testimonials are from NCA students and their parents. The testimonials were unsolicited and represent a sample of the kudos that the teachers and school receive on an ongoing basis.

- *My son LOVES you! We love NCA and will be moving our other child here because NCA "has it together!" We love NCA because of the teacher interactions.*
- *I am very happy with Melissa Pugh. She has really helped my daughter and she has brought her grades up. I would like to say Thank You.²*
- *Our family is new to NCA but so far we are having a positive experience. I find all of my questions and concerns are addressed in a timely and thorough fashion. We are very excited to start in a few days!*
- *Tiffany Grant has done great work with my son. Thank you.*
- *Thank you very much Ms. Lapidus. I'm so grateful. I have been working hard on this for at least three days.*
- *Fantastic. Way better than traditional institutions for numerous reasons. Love the brand new UPS'd textbooks, too!!!! Yet another plus! Thanks for accommodating to 2015!*
- *Over all this is a great school. Love the set up and everything.*
- *Ms. Murphy, You are our favorite teacher and the best thing about NCA. You are always in contact and it is so appreciated.*

A.3 Accomplishments

Academic and Educational Achievements

- In 2014-2015, NCA's composite ACT and SAT score averages were higher than both the state and national average scores.
- The class of 2015 valedictorian was awarded a prestigious U.S. Army pre-med/medical school combined program scholarship.
- The 119 graduates in the class of 2015 earned a total of \$562,065 in scholarship money.
- Two 8th grade students both won 1st place at the Western Nevada Regional Science Fair.
- Students who graduated from NCA in 2015 were accepted at colleges such as:
 - Antioch University McGregor
 - Arizona State University
 - Arkansas State University
 - Art Institute of Las Vegas
 - Art Institute of Portland
 - Berea College
 - Biola University
 - Brigham Young University-Idaho
 - California Institute of the Arts
 - Central Bible College
 - Seattle Pacific University
 - Southern Oregon University
 - St. Mary's College of California
 - Suffolk University
 - University of Hawaii at Manoa
 - University of Idaho
 - University of Mobile
 - University of Nevada: Las Vegas
 - University of Nevada: Reno
 - University of North Texas

² Melissa Pugh is an NCA graduate who went onto graduate from the University of Nevada, Las Vegas.

- Chapman University
- Colorado Christian University
- Corban University
- Dominican University
- Drake University
- George Fox University
- Gonzaga University
- Lake Forest College
- Nevada State College
- Northern Arizona University
- Oregon State University
- Saint Peter's College
- Santa Clara University
- University of Oregon
- University of Portland
- University of San Diego
- University of Southern Mississippi
- University of the Pacific
- University of Utah
- Utah State University
- Utah Valley University
- Westmont College
- Whitworth University
- Willamette University
- William Jewell College

Other Achievements

- NCA is accredited by the Northwest Accreditation Commission (NWAC), an accrediting division of AdvancED.
- In 2015, an NCA High School Student was national Runner-up for the national Prudential Community Spirit Award.
- NCA has ongoing community service programs with the Foodbank of Northern Nevada and other regionally recognized agencies.
- A 9th grade student was recently chosen to serve on the global Pearson Student Council and will have the opportunity to represent his school and interact with peers from around the world.
- Our school counseling program presented some of its successes at the recent Nevada Association of School Counselors conference.
- Principal Steve Werlein participated in a business leaders' roundtable with the presidents of three state universities and other educational leaders in 2014.
- NCA recently hosted a "Read for the Record" event which included participation from US Congresswoman Dina Titus (virtually from Washington, DC) and Reno's Chief of Police. Approximately 900 people attended "live" at one of the in-person venues or virtually.
- NCA hosts career and college fairs in both southern and northern Nevada. This year's events included participation from a variety of public safety, post-secondary, and vocational agencies and had record numbers of attendees.

A.4 Academic Accountability

It is important to note that scores may fluctuate from year to year. Student mobility and growth rate are important factors in analyzing academic performance. Many students and families choose a virtual school program to serve a unique need for a particular period of time, i.e. medical reasons, sports or performing arts/acting, family move, bullying, and so forth. Their intent is to solve a family issue and enroll in a virtual school for a limited time. As a result, virtual schools experience student turnover both during the year as well as from year to year. As such NCA is particularly susceptible to enrollment fluctuations and the subsequent impact on academic performance data.

Student academic achievement is the highest priority for NCA. Over the last year, NCA has put in place several significant interventions and enhancements to ensure that student performance exceeds the growth targets, especially among the subgroup populations. These include:

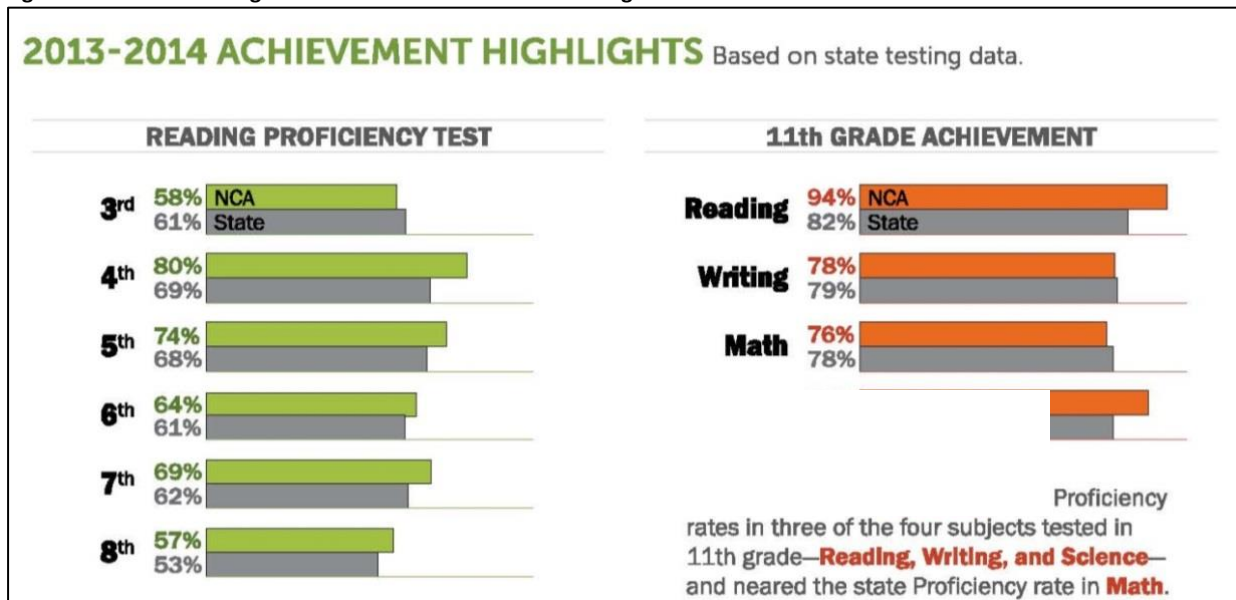
- Ongoing in-depth assessment and performance data on individual students, which is available to teachers and administration in “real time” and used to modify and individualize programming;
- Targeted , individualized remedial courses for students who are underperforming, and a wide selection of Gifted, Honors, and Advanced Placement (AP) courses for advanced students;
- Addition of staff who specialize in working with at-risk, credit deficient students in core areas, and a literacy specialist dedicated to providing intervention type instruction;
- Addition of highly qualified and trained teaching staff to teach AP courses;
- Expansion of existing counseling and support programs to address the diverse and often profound social emotional needs of our students;
- Expansion of teacher-led Professional Learning Communities (PLCs) that establish goals, meet regularly, and focus on student data to guide their actions. These are tracked and monitored by school leadership;
- Additional internal and external targeted professional development for teachers in critical areas such as mathematics instruction and student engagement;
- Identification and targeted use of supplemental resources and strategies to support struggling students in the areas of literacy, mathematics, and study skills.

The regular evaluation of the academic performance of students, the use of student performance data to drive changes and improvements to the school program, the increasing use of PLC’s, and the development of annual goals and plans to increase student academic achievement all demonstrate a dedication and focus on student performance.

The following represents NCA’s most recent performance on state assessments in 2013-14 as the 2014-15 data was not publicly reported. NCA is proud of its performance on the 11th grade proficiency test. NCA significantly exceeded the state performance in Reading and Science and was within 1-2% points from the state proficiency average in math and writing. There is still room to improve but NCA’s performance on the state proficiency test demonstrates that it is successfully teaching students in the key content areas. Figure 5 provides more detailed information on NCA’s performance on state assessments.

NCA receives separate ratings on the School Performance Report for elementary, middle school, and high school. Nevada did not compute new ratings for 2014-15, but instead carried over the 2013-14 ratings. NCA’s middle school rating was 4 out of 5 stars for both 2013-14 and 2012-13, while the elementary and high school received a rating of 2 stars in 2013-14. Both the elementary and high school fell two points short of receiving a 3 star rating, which both had achieved in 2012-13.

Figure 5. 2013-14 Reading and Math Scores versus State Average



For the elementary school, the strongest ratings were for English Language Arts (ELA) for proficiency and even stronger performance in growth, receiving 80% of the possible points for ELA growth. The middle school had solid performance with all indicators, but also excelled in ELA proficiency and growth, earning 80% of the possible points for both measurements. **The high school performance was strongest in closing achievement gaps, earning 90% of the possible points in this area.** All grade spans met the minimum testing participation rates and also had very strong performance on Average Daily Attendance.

A.5 NCA Board of Directors

Governing Board

The Governing Board is a knowledgeable, well-educated, and active Board. The Board has been successful in maintaining a prominent role in the direction of the school via policy and oversight. The Board receives regular reports at Board meetings from the school leadership on all aspects of the school’s operations, including budgets, funding, staffing, enrollment, and growth. In addition, the Board is apprised of school-wide state test and other assessment results, and the results of the annual parent and staff surveys. The Board is therefore able to engage in ongoing evaluation of the school’s effectiveness and able to participate in the review and refinement of the school’s vision, purpose, and goals. School leadership works with school staff and stakeholders to develop specific annual goals. These goals are then presented to the Board for final approval prior to implementation. School-specific goals align with the Board goals outlined in the charter and mission/vision for the school. The Board has been actively engaged in efforts to improve the graduation rate, cognizant of the challenges given the high mobility of students and significant credit deficient population. The Board has shown a commitment to both continuous improvement in the high school program and working with the State on policy to ensure schools are incentivized —not punished— for serving the most at-risk students who come to NCA as a last resort before dropping out.

The Board successfully provides oversight by reviewing and approving the school's policies and procedures. All Board members are invited to provide feedback on new programs, such as webinars with curriculum experts and designers, and content that will be provided to students including providing a designee to participate in an in-depth study of the curriculum to be offered by the school. Board members have attended several trainings and conferences to fully understand their roles as Board members and maintain their knowledge of charter school governance best practices and trends. These trainings include a Connections-hosted all-Board member training in Nevada, as well as the annual Board Academy offered by Connections. Board members have also been able to attend conferences such as the iNACOL conference, the National Charter School conference, and other training opportunities and conferences held by the Nevada Department of Education. The Board has consistently maintained all required regulatory parameters of the governing body's membership. The following members currently serve on the Board:

- **Dr. Jafeth Sanchez, Board President**

Dr. Jafeth Sanchez earned a Ph.D. from the University of Nevada, Reno's College of Education in Educational Leadership, with an emphasis on Higher Education Administration. She is an assistant professor and focuses on developing high quality school leaders in K12 education. Her research agenda is on educational leadership practices, organizational change efforts, diversity initiatives, outreach, student resiliency, P16 alignment, and GEAR UP outcomes. She has actively managed and attained grant funding as a principal investigator or co-investigator for approximately \$1.6 million since the fall of 2012. She also serves as a cost-share match for the Nevada State GEAR UP project, which has approximately 5,500 students and has served 36 middle and high schools in Nevada; GEAR UP is a competitive U.S. Department of Education grant program that increases the number of low-income students who are prepared to enter and succeed in postsecondary education by providing states and local community-education partnerships with six- to seven-year grants to offer support services to high-poverty, middle and high schools. Sanchez previously taught mathematics and was awarded Northern Nevada Math Teacher of the Year 2012 by the Northern Nevada Math Council. She was also a Bill and Melinda Gates Millennium Scholar and serves as a mentor for its current scholars throughout the country. Her passion for educational improvement and access to higher education are embedded in all aspects of her work in teaching, research, and service.

She has been a part of NCA since 2011 and currently serves as President of the Board.

- **Dr. Scott Harrington, Board Vice President**

Dr. Scott Harrington is currently the Clinical Supervisor for Mosaic Rehabilitation-Blueprints Division. He has been working with people with disabilities since 1990, when he earned his Bachelor's degree in Psychology at CSU Long Beach. He earned his Master's degree in Psychology (Behavior Analysis) at the University of the Pacific in Stockton, California, and his Doctorate, also in Psychology (Behavior Analysis), at the University of Nevada, Reno (UNR). Dr. Harrington has written and directed multiple projects to help individuals with disabilities live more independent lives. He is a founder of the first elementary charter school in Nevada, Sierra Nevada Academy, and a former middle school mathematics teacher. He has presented over 40 papers on data-based interventions to assist persons with disabilities, has several publications across multiple areas, and currently teaches at UNR. His research interests include inclusion, integrated employment, transition, intrinsic motivation, attitudes about disabilities, and interagency collaboration. Dr. Harrington is a Board Certified Behavior Analyst (BCBA-D), a member of the Association for Behavior Analysis (ABA), and on several advisory boards.

He has been a Board member since 2010 and currently serves as Vice President of the Board.

- **Kelly McGlynn, Board Treasurer**

Kelly McGlynn graduated from the University of Nevada, Reno, in 1998, with a Bachelor of Science degree in Business Administration. She is a Certified Public Accountant with more than 14 years of experience in public accounting. Ms. McGlynn is currently president of her own company specializing in tax preparation and bookkeeping services. She is a member of the American Institute of Certified Public Accountants and a member of the Nevada Society of Certified Public Accountants. Ms. McGlynn became involved with Connections in 2011 while searching for an alternative to public school for her then eight-year-old daughter. She feels that education is extremely important but that all children learn in different ways. She is happy to serve on a Board that provides children alternatives to brick-and-mortar schools.

McGlynn has been on the Board since 2013 and currently serves as Board Treasurer.

- **Marisa Delgado, Board Secretary**

Marisa Delgado earned her Master's degree in Educational Leadership from the University of Cincinnati, and currently holds her administrative certification with the state of Nevada. She is currently the Math Department Chair at Bishop Gorman High School. Ms. Delgado has spearheaded the new 1:1 iPad program at Bishop Gorman High School. Integrating technology into the classroom and having students use technology for higher levels of thinking is one of her goals. She also runs the senior internship program where she places around 20 high school seniors each year with different companies around the Las Vegas Valley, allowing them to get real life work experience prior to leaving for college. Ms. Delgado co-chaired the teacher mentor program for new and transitioning teachers into Bishop Gorman High School, to assure an easy transition focusing on teacher retention. Ms. Delgado is currently the chair of the Teaching and Learning Leadership committee for accreditation through WCEA. Ms. Delgado is involved in the student leadership program on her campus running the Link Crew freshman orientation where students are greeted by upperclassman that she has trained to run small group activities that will prepare students for life in high school. Continual education and building a better future for children today motivates her to remain engaged in providing new opportunities for children.

Ms. Delgado has been a part of NCA since 2013 and currently serves as Board Secretary.

- **Mindi Dagerman, PE, Board Member**

Mindi Dagerman, PE, earned her Master's in Business Administration from the University of Nevada Reno. She also holds her Professional Engineering License in Mechanical Engineering in Nevada. Ms. Dagerman is the Engineering Supervisor/Design at Southwest Gas for the Northern Nevada Division. Her department manages new business, replacement, system improvement, and meter set projects for natural gas distribution to customers throughout the division.

Ms. Dagerman is passionate about all children having access to high quality education. She loves to see more school choice available for parents and wants to see students find a school program that supports their learning style.

Ms. Dagerman has been on the Board since 2008, and she currently serves as the business sector representative on the Board.

- **Tessa Rivera, Board Member**

Tessa Rivera earned her Master of Arts in Educational Counseling from San Jose State University following her Bachelor of Arts studies in Communication from San Diego State University. She was an AVID (Advancement Via Individual Determination) Program English teacher, Student Advisor, and varsity athletic coach in California from 2000 through 2010. Additionally, Mrs. Rivera enjoyed her work with San Jose State University as a mentor teacher collaborating with the school's teacher credential program while also employed as a GEAR UP and Upward Bound Pre-College programs counselor and test preparation instructor. Currently, Mrs. Rivera serves as the Dean of Students for the freshman class, moderator of the Dance Team, and Jewelry Club advisor at Bishop Gorman High School all the while diligently pursuing an Ed.D at Northcentral University engaged in researching the impact of organizational leadership on new teacher attrition rates throughout the United States. Mrs. Rivera's educational philosophy is dedicated to promoting life-long learning in addition to supporting and motivating all students to reach their full potential, specifically utilizing the elements of Bishop Gorman High School's Freshman PRIDE (Prepared for class, Respect for self and others, Integrity in Academics, Determination to do well, Effort in all pursuits) Program.

Mrs. Rivera has been on the Board since 2015.

- **Gene Stewart, Board Member**

Gene Stewart is a seasoned business professional and entrepreneur. He received his MSc in Comparative Pathology from the University of California, Davis in 1983. He has held positions in global marketing with SmithKline Beckman and others commercializing new technologies in bioinstrumentation. In 1996, Mr. Stewart launched Knotty Bear Development building and selling luxury resort mountain homes. In 2005, he founded a new company, Biophoretics, Inc. focused on the research and development of a new automated technology for the discovery of biomarkers. In 2010, he commercialized Biophoretics for the global distribution, marketing, and sales of high value tools for life science research. He has also served on the Board for Center Street Mission helping the homeless regain their foothold in life. He believes in the triad of family, education and the desire to help every child reach for the sky.

Mr. Stewart has been on the Board since 2015.

School Leadership

- **Steve Werlein, Principal**

Steve Werlein's career as an educational leader has taken him not only across the geographic spectrum of the country, but across the diverse public and private educational landscape as well. Mr. Werlein has proven that when given a rigorous and relevant curriculum, high expectations, and caring, nurturing adults, all students can find success.

As a high school world language teacher, he created a home study program for non-native speakers of Spanish in Mexico, and an intensive Spanish course for native speakers. While teaching, he was also the leader of one of the first one-on-one technology initiatives in the state of Illinois. As a school administrator, Mr. Werlein has served as Assistant Principal of a large, urban middle school near Chicago where he and his team successfully rebuilt the school culture and created an inclusive, positive environment.

After leaving this role, Steve assumed his first principalship which entailed leading a vocational school for students with severe behavioral challenges. His efforts there led to the creation of a unique, blended curriculum which fused practical vocational skills with core academic content and led to many students entering skilled trades and other post-secondary options.

Next, Mr. Werlein was privileged to serve as the Director of Curriculum and Instruction and Principal at Henry Ford Academy in Chicago, which is housed in part of the original Sears Headquarters on the city's west side.

Mr. Werlein moved to suburban Austin, Texas where he started a charter high school with 35 students that has since grown to an exemplary rated, K–12 campus with 1,000 students.

Throughout his career, he has been passionate about finding creative, engaging ways to hold students to high standards and feel connected to their learning communities.

Education:

- Bachelor of Arts Degree in international political economy and Spanish from DePaul University
- Master of Education Degree in secondary teaching and curriculum from DePaul University
- Certificate of advanced study in school leadership from National Louis University
- Currently a doctoral candidate at the American College of Education

Appendix B

NCA's Federal Four-Year Adjusted Cohort Graduation Rate (2015) Calculated Under NCLB

Nevada Connections Academy (NCA) is committed to the students it serves. At least weekly, we review and analyze data down to the individual student level and use the data to make informed decisions to maximize each student's chance of success. NCA's 2015 Cohort Graduation Rate identifies a percentage of students who did not graduate. NCA leadership is learning from these students and applying lessons learned to the graduation improvement plan. However, there are also lessons still to be learned about:

- How to identify students at risk to not graduate and how to best address risk factors.
- How schools with higher than average mobility rates are impacted by the current four-year cohort method of calculating graduation rate.
- Factors outside of the school's control which often lead to students being counted as non-graduates, even when they continue their education.

NCA is confident that through its ongoing analysis of data and implementation of targeted, individualized programming, its graduation rate will improve.

B.1 Detailed Look at the 2015 Graduation Cohort

In an effort to fully understand the challenges that NCA faces relative to the current NCLB four-year cohort calculation of the graduation rate and to gain insights on areas to target for improvement, an analysis was conducted of the 2015 graduation cohort. The final cohort consisted of 334 students – 119 graduates and 215 non-graduates - for a four-year cohort graduation rate under NCLB of 35.6%. For the entire cohort (334 students), 143 (42.8%) were two or more credits behind when they enrolled; 56 (16.8%) were more than 6 credits behind when they enrolled.

When looking at this cohort at the individual student level, some interesting patterns became apparent. For the non-graduates in the cohort (215 students), 137 of them (63.7%) were behind two or more credits when they enrolled. Figure 1 provides a breakdown of the grade level at which these non-graduating students enrolled and their level of credit deficiency.

Figure 1. Non-Graduates Grade Level Upon Enrollment

Credit Status	Non-Graduates' Grade Level upon Enrollment			
	9 th grade	10 th grade	11 th grade	12 th grade
0 – 2 Deficient	30	10	18	20
2 – 6 Deficient	1	20	24	36
> 6 Deficient	0	2	22	32

As the data shows, non-graduates were likely to enroll later in their high school career, thus providing a shorter period for NCA to catch them up to graduate in their cohort: 152 or 70.7% of the 215 non-graduates enrolled in the 3rd or 4th year of high school, and 114 or 75% of these students were two or more credits behind when they enrolled.

Of the students who graduated on time in the 2015 cohort, a much different picture emerges, as illustrated in Figure 2. Graduating students tended to enroll earlier and with significantly less credit deficiency.

Figure 2. Graduates Grade level Age Upon Enrollment

Credit Status	Graduates' Grade Level Age upon Enrollment			
	9 th grade	10 th grade	11 th grade	12 th grade
0 -2 Deficient	30	17	26	40
2 – 6 Deficient	0	2	2	2
> 6 Deficient	0	0	0	0

Of the students who graduated, 59% enrolled in the 11th or 12th grade, and 6% of them were two or more credits behind when they enrolled.

Another important consideration is the group of students enrolled in an institution of higher education but were not counted as graduates for NCA. In this cohort, seven students enrolled in 12th grade, were not counted as graduates from NCA, but have enrolled in college. Additionally, eight students enrolled as seniors who were expected to graduate on-time with their class but did not graduate. The story behind each of the students warrants further analysis. The overall graduation rate improvement plan also focuses on maintaining the progress of our students who enroll in the school and should graduate on-time with their class.

B.2 Concentration of Credit Deficient Students

It is also interesting to view the data for the concentration of students in the graduation cohort that arrived at NCA credit deficient. In Figure 3, Credit Deficient is defined as having fewer credits than expected at the time of enrollment. For example, a student enrolling at the beginning of 10th grade would be expected to have earned 5.0 credits during the student’s freshman year. If a student enrolled with less than 5.0 credits, the student would be considered credit deficient. Figure 3 provides this information about students enrolling as 10th-12th graders at NCA.

Figure 3. Percentage of Students Enrolling Credit Deficient

Grade Upon Enrollment	# of Students in Cohort	# Credit Deficient	NCA % Credit Deficient
10 th grade	51	28	54.9%
11 th grade	92	58	63.0%
12 th grade	130	79	60.8%

Clearly, the percentage of credit deficient students enrolling at NCA is significant. This includes 60% of the students enrolling as 12th graders when NCA only has one year or less to catch the student up for on-time graduation. NCA is fulfilling a unique niche in serving students who are struggling.

B.3 Where Did the Non-Graduates Go?

When hearing the term “non-graduate” it is easy to assume that these students are no longer in school. However, that isn’t the case for many of the non-graduates included in the NCLB calculation of the NCA 2015 cohort. Of the 215 students in the 2015 cohort who are included in the calculation as “non-graduates”, 146 of them either enrolled for a 5th year of high school or continued their education after withdrawing from high school:

- 63 transferred to an adult education program (and, therefore, would have been excluded from the State’s calculation of drop-outs for annual accountability reporting but are still considered non-graduates)
- 59 re-enrolled for a 5th year at NCA. Based on current achievement, it is likely that between 20 and 25 will graduate by July of 2016, in addition to the 8 already who have graduated.
- 24 transferred to a GED program (and, therefore, would have been excluded from the State’s calculation of drop-outs for annual accountability reporting but are still considered non-graduates)

Unfortunately these students while still enrolled in school are counted as non-graduates according to the NCLB four-year cohort calculation currently being considered by the Authority. Appendix D provides policy recommendations to address this issue, and NCA is seeking further evaluation of this calculation in light of Nevada statutory requirements for annual accountability reports to exclude some of these students from the drop-out rate. If a student is not considered in the drop-out rate calculation, they should not be considered a non-graduate in the four-year cohort calculation. **NCA estimates that if the students who entered a GED program and transferred to an adult education program were not counted as drop-outs in NCA’s 2015 four-year cohort graduation rate, that rate would be 48.18%.**

If students who enrolled for a 5th year, go into Adult Ed, or entered a GED program are removed from the cohort, then the graduation rate for NCA would be 63.3% for 2015.

B.4 Lessons from the Data

Although NCA is not officially designated as a credit recovery/alternative school, many students enroll in the school after falling behind in credits during their prior schooling. Discussions of NCA's graduation rate and NCA's performance should consider that NCA is not responsible for the student's experience prior to enrolling in NCA and that NCA often times helps students who have struggled in other schools re-engage and find a path to graduation. NCA has shown that it helps some students recover credits (10.1% of the students who graduated in 2015 were credit deficient when they enrolled), but the school continues to diligently strive to improve its efforts and bring more urgency in the task of credit recovery for credit deficient students, while continuing to provide a rigorous academic program.

Conversely, for those students who enroll in their 11th or 12th grade and are severely behind in credits, it is simply not realistic to expect that many of them will catch up by the end of their 12th grade year. In the 2015 cohort, 54 students entered in the 11th or 12th grade more than six credits behind. NCA welcomes these students even though it is highly unlikely they will graduate on cohort. NCA's job is not done with these students after their cohort graduates; it works hard to encourage them to continue their schooling. NCA's success with these students is not reflected in the four-year cohort calculation of the graduation rate under NCLB but clearly it is in the student's, the State's and the school's best interest to continuing enrolling and effectively serving these students.

Short of turning away these students (which NCA has no desire to do, and is not statutorily allowed) serving these students in the 2015 cohort created a **16 percentage point handicap for NCA**. That is, regardless of how effective NCA is with every other student including these students who enrolled two to six credits behind, the school's graduation rate for those students will still be reduced by **16 percentage points**.

In the 2015 cohort, more than two-thirds of NCA's non-graduating students continued to pursue an educational certificate of some kind. The state should consider monitoring these students' progress through robust data systems to see how many completed their certificate, whether it is a GED, diploma, or an adult education certificate, because such certificates are important demonstrations of college and career readiness. This is consistent with existing State law which excludes students who continue on to adult education or receive a GED from calculation of the drop-out rate for the State's annual accountability reporting requirements. Given the State's recognition that these students should not be considered dropouts, the State data systems may want to consider adjusting accounting for these stories as success versus failure to graduate. **As stated earlier, the graduation rate for NCA would be 63.3% for 2015 which exceeds the threshold of the State Public Charter Authority if students who enrolled in a 5th year, go into Adult Ed or entered a GED program are removed from the cohort.**

Appendix C

NCA's Anticipated Four-Year Adjusted Graduation Rate (2016)

NCA is actively monitoring the progress of the students who are anticipated to be part of the federal four-year adjust cohort for the class of 2016. Students from the anticipated cohort have been placed in one of five categories:

- **Group 1:** Those students that are currently enrolled at NCA and on-track for an on-time graduation.
- **Group 2:** Those students that are currently enrolled at NCA and with additional support and completion of credit recovery courses are anticipated to graduate either at the end of the school year or after a summer term and counted as an on-time graduate.
- **Group 3:** Those students that are currently enrolled at NCA but are not anticipated to graduate on-time. Students are typically placed in this category because they are significantly credit deficient. However, there are other possibilities such as a student that enrolled as a second-semester Senior that while on-track credit-wise, still is unable to graduate on-time because accreditation standards require a student to earn at least five credits from NCA.
- **Early Graduates:** Students that have already graduated from NCA, either after three years of high school or after the first semester of their Senior year.
- **Withdrawn Students:** Students that have withdrawn from NCA and have not yet been verified to have transferred to another school or meet other criteria that would remove these students from the cohort.

C.1 Detailed Look at the Anticipated 2016 Graduation Cohort

When analyzing the data about the anticipated 2016 graduation cohort, there are many similarities to the 2015 graduation cohort. The anticipated cohort size is larger (518 compared to 334), but the percentage of students that were two or more credits behind at the time of enrollment is very similar (43.1% compared to 42.8%) and the percentage of students that were more than six credits behind at the time of enrollment is slightly larger (20.3% compared to 16.8%).

Figure 1 shows a breakdown of the anticipated graduates and non-graduates as far as credit status upon initial enrollment, based on the grade level at the time of enrollment.

Figure 1. Anticipated Non-Graduates Credit Status by Grade Level Upon Enrollment

Credit Status	Anticipated Non-Graduates' Grade Level upon Enrollment			
	9 th grade	10 th grade	11 th grade	12 th grade
0 – 2 Deficient	27	20	27	19
2 – 6 Deficient	6	23	43	37
> 6 Deficient	0	0	65	40

Similar to the 2015 graduation cohort, where 70.7% of the non-graduates enrolled in the last two years of high school, 75.2% of the anticipated 2016 non-graduates enrolled in the last two years, as well, thus providing a shorter period for NCA to catch them up to graduate. Of these students, 80% were two or more credits behind when they enrolled (compared to 75% for the 2015 non-graduates). This is a significant increase in the percentage of students who are two or more credits behind and creates questions about why this is the case. Are more students not meeting Nevada’s standards and are looking for additional options? Are students being referred to NCA because of its open enrollment policy?

Of the students who are anticipated to graduate on time for the 2016 cohort, the data is also similar to the graduates from the 2015 cohort which again shows a stark difference from the anticipated non-graduates. Slightly over one-third of these students enrolled in 9th or 10th grade, and just 5% of the students arriving in the last two years were two or more credits deficient when they enrolled (2015 comparison is 41% enrolled in 9th or 10th grade and 6% of the students that enrolled in the last two years were two or more credits deficient upon enrollment.)

Figure 2. Anticipated Graduates Grade level Age Upon Enrollment

Credit Status	Anticipated Graduates' Grade Level Age upon Enrollment			
	9 th grade	10 th grade	11 th grade	12 th grade
0 -2 Deficient	34	37	62	69
2 – 6 Deficient	0	2	5	2
> 6 Deficient	0	0	0	0

C.2 Additional Information Regarding Withdrawn Students

The students who have already withdrawn make up the largest segment (44.6%) of the projected 2016 cohort. Of the 231 students in this category, 141 (61%) of them withdrew prior to the current school year. Thus one of the largest impacts on the eventual final graduation rate had already been determined prior to when the efforts began in 2015-16 to improve graduation rate. However, increased data reporting efforts instituted during the 2015-16 school year will have long term positive effects in ensuring that increasing immediate efforts are made to identify where students transferred.

It is possible that some of these withdrawn students will be documented as having transferred to another school and thus removed from the final cohort. However, the majority of these students appear to have transferred either to an adult education program (39.4% of the current withdrawals) or a GED program (13.4% of the current withdrawals). Thus the fate of 122 students as “non-graduates” appears to already be determined according to the cohort graduation rate calculation even though these students are persisting in school and receiving other academic credentials that better meet their needs. Under current Nevada law, these students must not be counted as drop-outs for purposes of annual accountability reporting and, therefore, should not be included in the calculation of the graduation rate for the school relative to the Authority’s consideration of potential closure under SB 509. See NRS 385.347.

C.3 Improvements Made This Year

There are positive signs that the school is on the right track:

- The projected graduation rate reflects a significant increase over the prior year.
- The percentage of anticipated graduates that entered behind in credits is 14.2% of the graduates compared to 10.1% for the 2015 graduates. This is an indication that NCA is doing a better job at helping students that enter credit deficient to graduate on-time.
- When comparing the 2016 anticipated cohort with the 2015 cohort, the percentage of students who enrolled two or more credits behind and the percentage that enrolled six or more credits behind were significantly higher in 2016. Despite having a slightly more challenging population of students this year, the projected graduation rate shows an increase, an indication that the steps taken to improve the graduation rate are showing results.

The initial indications are that the school is headed in the correct direction. With the additional actions outlined in this plan, we are confident that the improvement in graduation rate will accelerate.

Appendix D

Policy Considerations – Application of Existing Law and Potential Regulatory Changes

The federal four-year adjusted cohort graduation rate was created to provide a consistent way for the graduation rate to be calculated across all schools and states. A cohort includes the students that start in the school in 9th grade, plus all that transfer into the school in later years, minus the students who leave for another school (unless confirming documentation of where the students went is unavailable, in which case the students remain in the cohort under the current method of calculation as discussed in Appendix C). After four years, the number of graduating students from the cohort is divided by the total number remaining in the cohort to get the four-year adjusted cohort graduation rate.

In practice, consistency has not been achieved, due to differences among states in the way they gather, code, and validate the data provided by schools. But more importantly, the cohort graduation rate calculation was designed with traditional schools in mind – schools with low mobility and a fairly consistent student population. This way of calculating the graduation cohort is not a very accurate measure of the performance of a school that has a high percentage of students who were credit deficient when they enrolled in the school or of a school with high student mobility.

To understand why this is so, consider the following example:

Imagine a school in which half the students enrolled as 11th graders and were severely credit deficient when they enrolled. Assume that from the date they enrolled, every single student in the school accumulated credits at a normal on-track pace of three to four credits per semester. Would anyone say this school is a failure? Of course not – every student in the school is accumulating credits on pace.

But its four-year cohort graduation rate could not be higher than 50%.

For most high schools, a significant majority of students remain enrolled during all four years, and so the four-year cohort graduation rate is a more accurate measure of these schools' performance.

But for high schools that are characterized by high mobility rates and a high percentage of students who are deficient in credits when they enroll, the four-year cohort graduation rate is heavily reflective of these students' prior high school experience where they became credit deficient, and not reflective of the performance of the school into which they transferred.

This is true for any school that has a high percentage of incoming students who are credit deficient – whether it is a virtual school, a brick-and-mortar charter school, an alternative school, or a traditional district school. For these schools, further analysis beyond the four-year cohort graduation rate, such as the actual credit accumulation rate of the students, is necessary to reveal how the school has performed.

This is the reason why alternative high schools are typically measured by different criteria. They have high percentage of credit deficient enrollees by design.

D.1 Transiency Rate and Impact on Learning

According to the Nevada Department of Education, transiency is defined as “the percentage of students who do not finish the school year at the same school they started.”¹ Figure 1 represents transiency rates for the state, Clark County, Washoe, the State Charter Authority, and Nevada Connections Academy (NCA) from the Nevada Department of Education.

Figure 1. Transiency Rates

District/School ²	Transiency Rate
State	26.5%
Clark County	28.8%
Nevada Connections Academy (NCA)	43.3%
State Public Charter School Authority	22.6%
Washoe County	22.0%

Virtual schools have a high mobility rate due to the various factors that lead students to choose to enroll in a virtual school. As is illustrated in Figure 1, NCA has a significantly higher mobility rate than the state average as well as the average of the State Public Charter School Authority – over 20 percentage points higher.

Many students choose NCA to solve a problem for a particular period of time such as bullying, medical issues, family situation, pregnancy, or other crisis situation.³ According to a report by Nevada Kids Count Children on the Move (2005)⁴, transiency has an adverse effect on student learning and “student mobility decreased the chance of students completing high school.” They also reported that “students’ school performance declined when they moved during the later years of high school” and that “educators believe it takes children four to six months to adjust academically after a school change” (NAEHCY, 2002).

Arizona recognizes the effect of transiency on student learning and created a policy that values a “persistence” factor in calculating school performance for alternative and virtual schools. An academically persistent student is “any student who is eligible to re-enroll at the end of the previous fiscal year and re-enrolls in any Arizona public school by October 1 of the current fiscal year. Students in grades 6 through 12 are included in the persistence rate calculation.”⁵ If students “persist” in learning, then schools receive points for student persistence in school. The Persistence Rate is equal to the

¹ <http://www.nevadareportcard.com/DI/Help/Glossary#PT>

² <http://nevadareportcard.com/PDF/2015/00.E.pdf>

³ http://kidscount.unlv.edu/newsletters/Feb_2016KCNewsletter.pdf

⁴ <http://kidscount.unlv.edu/newsletters/childrenonthemove.pdf>

⁵ <http://www.azed.gov/accountability/files/2014/11/grad-do-persistence-rate-tech-manual-nov26.pdf>

number of students who re-enroll in the current year divided by the number of students eligible to re-enroll based on prior year. Nevada may want to consider a similar policy for recognizing that students who persist in their educational endeavors are important for the economic and long term future of Nevada.

NCA is committed to helping all students when they enter the school and to providing additional support and interventions when necessary. It is important to identify the issues facing enrolling students and examine the data. We know that many students enroll in NCA because of a temporary crisis or a family issue for which virtual schooling is the only solution, and when the situation is resolved, they return to their traditional school and graduate. The success that these students achieve during their time at NCA is not reflected in NCA's graduation rate calculation. In addition, many students in NCA enroll credit deficient especially in 11th and 12th grade. Therefore, the four-year cohort model is not an accurate measure of school performance.

Mobility is a challenge for state data systems to accurately track student enrollment. Accurate data reporting is the foundation by which metrics like graduation rate are built and it is imperative that state reporting systems accurately identify and report this population of students. Nevada may want to consider ensuring more robust state reporting mechanisms and resources that not only track transiency but assist schools in locating and properly reporting this highly mobile and transient population.

D.2 ESSA Changes to Four-Year Cohort Calculation

The Every Student Succeeds Act (ESSA) signed into law this past December changed how the four-year adjusted cohort graduation rate is calculated. A withdrawn student must have been enrolled "at least a half year" in the school (states are free to make this minimum attendance period longer) in order to be counted in the school's four-year cohort. Students who withdraw from a school prior to meeting the minimum attendance period are assigned either to the cohort of the school where the student spent the majority of grades 9-12 or to that of the previous school attended.

This solved the common problem of students dropping out after spending only a short time at a school and being counted in that school's cohort. ESSA recognizes transiency as an important factor in attributing a student's cohort graduation statistic to the appropriate school.

Under the new ESSA calculation, NCA's four-year cohort graduation rate will improve because many students enroll for short periods of time. As mentioned, states can define the minimum attendance period for inclusion in a schools cohort to be longer than half a year.

If this provision had been in place for the NCA 2015 graduation cohort, the effect on NCA's measured four-year cohort grad rate at different minimum attendance period levels is as follows:

- **If minimum enrollment period was set to the lowest allowed, which is 50% of a year: 63 non-graduates would be removed from NCA's cohort and the graduation rate would increase 8 percentage points.**
- **If minimum enrollment period was set to 75% of a year: 86 non-graduates would be removed from NCA's cohort and the graduation rate would increase 12 percentage points.**

This illustrates how volatile a measurement like four-year cohort graduation rate is dependent on simple definitions and calculation methods.

D.3 Pupil Accounting Policies

Under No Child Left Behind, states had some flexibility defining how pupils were to be accounted for in state accountability systems. Some states used this flexibility to lessen any disincentive to serve at-risk students. Under ESSA, states have even more flexibility to ensure schools are held accountable for student success while at the same time not penalizing those who serve challenging or at-risk populations.

North Carolina has for many years had a program for students with disabilities that led to a standard high school diploma. Nevada should consider adding such a pathway so these students will have every opportunity to gain the knowledge and skills necessary to be self-sustaining adults in their communities and earn a diploma which counts as a graduate for the cohort rate calculation.

In Nevada, the adult education program has three options, only one of which can be considered as a diploma. For purposes of calculating the four-year cohort graduation rate, students are automatically coded as dropouts when in fact all of them may not be, as they might have received a diploma. Nevada should consider a more accurate reporting method to properly account for these graduates. Nevada has an opportunity both to strengthen its adult education program to increase the percentage of students earning a diploma, and adjust the calculation to limit the number of students counted as dropouts and properly record students who earn a diploma.

D.4 Full Academic Year Definition

Each state has the ability to define a full academic year (FAY) student for purposes of state accountability. Recent trends, possibly due to the expansion of educator evaluation systems that incorporate student performance measures, have included expanding the definition of FAY out of sense of fairness to education professionals and schools. This year Georgia passed legislation requiring a student to be enrolled 90% of the school year to be used in educator evaluations, which may become the standard for school accountability in that state under new provisions of ESSA. Vermont also uses a very simple definition: students must be continuously enrolled from the first day of school until the last day of the school year. Closer to Nevada, Utah established a standard of 160 days of continuous enrollment; Indiana uses 162 days that represents 90% of the school year. As Nevada considers its new flexibility under ESSA, it should revisit the definition of a FAY student to ensure fairness in the system and remove some of the effects of transient students in a fast-growing state and ensure the proper schools are held accountable for a particular student’s performance. The following represents a sample of policies in other states that define FAY in a way that properly allocates performance with the school who served the student for the majority of the school year.

Figure 2.State Definitions of FAY

State	Statutory Language
Georgia	Continuous enrollment from the fall FTE count through the spring testing window.
Vermont	Continuously enrolled from the first day of school to the last.
Utah	Continuous enrollment for no less than 160
Indiana	October 1, for 162 days

D.5 Alternative School or Virtual School Classification

As the state considers policies for accountability, Nevada may also want to increase its efforts to develop a separate accountability system for alternative schools and/or virtual schools. Arizona, for example, created a separate virtual school accountability system in 2015 and also has an alternative school accountability system.

According to the National Association of Charter School Authorizers (NACSA), states should include “clear, measurable performance standards to judge the effectiveness of alternative schools, if applicable—requiring and appropriately weighting rigorous mission-specific performance measures and metrics that credibly demonstrate each school’s success in fulfilling its mission and serving its special population.” Alternative and virtual schools want to be held accountable for their performance but on metrics that recognize where students come from and their growth over time enrolled in the school.

Just like district schools establish alternative schools within a district, charter schools and authorizers may want to consider allowing charter schools that serve highly mobile and credit deficient students to establish an alternative school within, or separate from, an existing charter where students who meet identifiable criteria are placed. The 2015 Nevada Legislature adopted an alternative performance framework for schools that meet a minimum 75% student population requirement for serving at-risk students. NCA does not qualify for this alternative framework, in part, because it is not just a high school but a K-12 school. The intent of SB 509 in providing the Authority discretion in the “may” provision for closure was to ensure that this discretion was reasonably exercised and that compelling evidence, such as that discussed herein, would be considered relative to the graduation rate considered for a school’s performance. This allows a concerted effort and focus on a specific subset of a population, creates accountability metrics that accurately and fairly measure student performance, and creates a program targeted to student needs.

D.6 Multiple Accountability Measures

Graduation rate is one metric among many metrics that determine a success of a school. State proficiency, student growth, and college and career readiness are some measures that states are using to determine school performance. ESSA allows for additional flexibility in determining school quality such as a qualitative measures including parent satisfaction. Policies should consider multiple measures of student performance when considering quality of schools.

According to the Association Supervision Curriculum and Development (ASCD) “any comprehensive determination of student proficiency, educator effectiveness, or school quality must be based on more than just standardized test scores and should use a variety of measures appropriate to the individual or entity being measured.”⁶

⁶ <http://www.ascd.org/ASCD/pdf/siteASCD/publications/policypoints/Multiple-Measures-of-Accountability.pdf>

Nevada is currently in a transition period and has stated that multiple measures will be considered in a new accountability system including growth, science proficiency and other measures of student achievement. A circular from the Nevada Department of Education stated “A new school rating system is being developed and is expected to be in place after the 2016-2017 school year. Academic growth is an important factor when determining school ratings. Based on input from Nevada Stakeholders, growth will remain a measure in the next rating system. Other measures of student achievement from the current rating system are under review. Needed and exciting improvements are to come for Nevada’s school ratings and will include the addition of measuring science proficiency.”⁷

One recommendation presented to the Legislative Education Committee in April 2016 by an alternative school principal proposed that Nevada’s Graduation metric include two measures of accountability so schools could be compared. One measure would be the federal cohort calculation and the other would be a four year continuously enrolled measure that would capture the graduation rate of students who are enrolled in a school for all four years. **For example, 79% of the students graduate at NCA who entered in 9th grade and stayed all four years in the 2013 and 2014 graduation cohorts.** Since mobility and transiency are significantly above the state average for NCA, this is a more accurate measure that demonstrates the effectiveness of NCA. Nevada could consider a policy that reports both measurements. Consideration of this is critical and essential under any proceedings, considering the potential for closure under SB 509 and the exercise of discretion based solely on the school’s graduation rate. Additionally, the Authority held a regulation workshop in December 2015 and discussed drafting regulations to implement SB 509 relative to, among other things, closure proceedings and reconstitution. This regulation workshop should be completed to ensure the Authority has clear procedures and standards adopted in accordance with the Nevada Administrative Procedures Act, NRS Chapter 233B, and that all schools understood those procedures. In proper regulatory workshops and hearings, issues such as those raised herein could be considered.

Charter-authorizing best practices also value multiple measures in evaluating charter school performance. According to NACSA, “A quality authorizer designs and implements a transparent and rigorous process that uses comprehensive academic, financial, and operational performance data to make merit-based renewal decisions.”⁸ NACSA defines the academic data, which should include: “state-mandated and other standardized assessments, student academic growth measures, internal assessments, qualitative reviews, and performance comparisons with other public schools in the district and state.” Ranking schools in the state based solely on the four-year cohort graduation rate, calculated under NCLB with no accounting for transient rates or mobility, penalizes schools such as NCA for a student’s experience in the system for years prior to entering. It can be viewed as an unreliable metric and should not be used as the sole reason to suggest that NCA should be considered for closure, despite all of its success in student growth rates and re-engagement of students who otherwise would dropout and never graduate. Multiple measurements should be considered to fully evaluate quality of a charter school which is a key best practice in charter school authorizing.

⁷ <http://nspf.doe.nv.gov/Content/PDF/six%20things.pdf>

⁸ <http://www.qualitycharters.org/for-authorizers/principles-and-standards/>